



SHIRE

of

MEEKATHARRA

MINUTES

of

COUNCIL MEETING

held

AT THE COUNCIL CHAMBERS, MEEKATHARRA

on

SATURDAY 21ST MAY 2016

COMMENCED AT 9.30 am

1	DECLARATION OF OPENING/ANNOUNCEMENT OF VISITORS	2
1.1	DECLARATION OF OPENING	2
1.2	DISCLAIMER READING.....	2
2	RECORD OF ATTENDANCE/ APOLOGIES/ APPROVED LEAVE OF ABSENCE	2
3	RESPONSE TO PREVIOUS PUBLIC QUESTIONS TAKEN ON NOTICE	2
4	PUBLIC QUESTION TIME	2
5	APPLICATION FOR LEAVE OF ABSENCE.....	2
6	CONFIRMATION OF MINUTES OF PREVIOUS MEETINGS	3
6.1	ORDINARY COUNCIL MEETING HELD 16 APRIL 2016	3
6.2	HEALTH BUILDING & TOWN PLANNING COMMITTEE MEETING HELD 16 APRIL 2016	3
7	PETITIONS / DEPUTATIONS / PRESENTATIONS / SUBMISSIONS	3
8	ANNOUNCEMENTS BY THE PRESIDING PERSON WITHOUT DISCUSSION	3
9.	REPORTS OF COMMITTEES AND OFFICERS	4
9.1	OFFICERS MONTHLY REPORTS	4
9.1.1	WORKS & SERVICES MANAGER’S REPORT – APRIL 2016	4
9.1.2	AIRPORT MANAGER’S REPORT – APRIL 2016	8
9.1.3	YOUTH AND RECREATION SERVICES REPORT – APRIL 2016	10
9.1.4	RANGER’S REPORT – APRIL 2016.....	11
9.1.5	STATUS REPORTS	12
9.2	FINANCE.....	15
9.2.1	MONTHLY FINANCIAL REPORT PERIOD ENDED 30 APRIL 2016.....	15
9.2.2	OUTSTANDING DEBTORS	34
9.2.3	LIST OF ACCOUNTS ENDED APRIL 2016.....	39
9.2.4	MATERIAL VARIANCE FOR FINANCIAL REPORTING PURPOSES	45
9.2.5	SCHEDULE OF FEES & CHARGES – NEW CHARGES FOR OVAL LIGHTS & WATER USAGE	47
9.2.6	COUNCIL UTILITIES.....	53
9.2.7	2016/2017 DRAFT MANAGEMENT BUDGET	55
9.2.8	BUDGET REVIEW – ADDITIONAL INFORMATION.....	57
9.3	ADMINISTRATION	64
9.3.1	COUNCIL MEETING DATES FOR 2016/17.....	64
9.4	COMMUNITY DEVELOPMENT.....	67
9.4.1	REIMBURSEMENT OF AIRPORT POWER CHARGES	67
9.4.2	DONATION REQUEST - ISOLATED CHILDREN’S PARENTS ASSOCIATION WA	71
9.4.3	LEASE - RED SANDBOX – GROWTH CHURCH.....	73
9.4.4	AIRPORT FEES & CHARGES	87
9.4.5	OLD POWER STATION	97
9.4.6	BROADCAST SITE MEMORANDUM OF TERMS AND AGREEMENTS.....	111
9.5	HEALTH BUILDING AND TOWN PLANNING	125
9.6	WORKS AND SERVICES	125
9.6.1	REPLACEMENT 400,000 LITRE WATER TANK.....	125
9.6.2	PURCHASE SECOND HAND SERVICE TRUCK.....	127
9.6.3	SALE OF P108 12H GRADER.....	129
9.6.4	SECOND HAND PLANT QUAD SPREADER FLOAT AND DOLLY	132
9.7	CONFIDENTIAL ITEMS	140
9.7.1	CEO ANNUAL LEAVE AND APPOINTMENT OF ACTING CEO	140
9.7.2	GOLDFIELDS HIGHWAY WILUNA TO MEEKATHARRA SECTION	141
10	NEW BUSINESS OF AN URGENT NATURE – INTRODUCED BY RESOLUTION OF THE MEETING	141
11	ELECTED MEMBERS MOTIONS OF WHICH PREVIOUS NOTICE HAS BEEN GIVEN	141
12	CLOSURE OF MEETING	141

1 DECLARATION OF OPENING/ANNOUNCEMENT OF VISITORS

1.1 DECLARATION OF OPENING

The Shire President, Cr NL Trenfield declared the meeting open at 9.30am.

1.2 DISCLAIMER READING

No responsibility whatsoever is implied or accepted by the Shire of Meekatharra for any act, omission or statement or intimation occurring during this Meeting.

It is strongly advised that persons do not act on what is heard at this Meeting and should only rely on written confirmation of council's decision, which will be provided within fourteen (14) days of this Meeting

The Shire President, Cr NL Trenfield, read the disclaimer out loud.

2 RECORD OF ATTENDANCE/ APOLOGIES/ APPROVED LEAVE OF ABSENCE

Members

Cr NL Trenfield Shire President
Cr PW Curley
Cr HJ Nichols
Cr AJ Binsiar
Cr DK Hodder

Staff

Roy McClymont Chief Executive Officer
Krys East Deputy Chief Executive Officer
Geoff Carberry Community Development and Services Manager

Apologies

Nil

Approved Leave of Absence

Cr PS Clancy Deputy Shire President
Cr RK Howden

Observers

Nil

3 RESPONSE TO PREVIOUS PUBLIC QUESTIONS TAKEN ON NOTICE

Nil

4 PUBLIC QUESTION TIME

Nil

5 APPLICATION FOR LEAVE OF ABSENCE

Moved: Cr DK Hodder

Seconded: Cr PW Curley

That Cr AJ Binsiar be granted Leave of Absence for the 18 June 2016 Ordinary Council Meeting.

CARRIED 5/0

6 CONFIRMATION OF MINUTES OF PREVIOUS MEETINGS

6.1 ORDINARY COUNCIL MEETING HELD 16 APRIL 2016

Council Resolution:

Moved: Cr AJ Binsiar

Seconded: Cr PW Curley

That the minutes from the Ordinary Council Meeting held Saturday 16 April 2016 be confirmed.

CARRIED 5/0

6.2 HEALTH BUILDING & TOWN PLANNING COMMITTEE MEETING HELD 16 APRIL 2016

Council Resolution:

Moved: Cr HJ Nichols

Seconded: Cr AJ Binsiar

That the minutes from the Health Building & Town Planning Committee Meeting held Saturday 16 April 2016 be received.

CARRIED 5/0

7 PETITIONS / DEPUTATIONS / PRESENTATIONS / SUBMISSIONS

Nil

8 ANNOUNCEMENTS BY THE PRESIDING PERSON WITHOUT DISCUSSION

- **Chief Executive Officer attended an Airport desktop exercise held by the Airport Emergency Management Committee**
- **Chief Executive Officer, Roy McClymont, met with Andrew Klein from WA Country Health Service**
- **Cr PS Clancy and Chief Executive Officer, Roy McClymont, attended the Murchison Zone Economic Development Forum**
- **President NL Trenfield and Chief Executive Officer, Roy McClymont attended Cue Parliament**
- **Chief Executive Officer, Roy McClymont met with Steve Greeves from Water Corporation**
- **Chief Executive Officer, Roy McClymont and Councillors met with Mark Richards, Regional Manager and Maria Barry from the Department of Child Protection and Family Support**
- **Chief Executive Officer, Roy McClymont attended the Meekatharra Human Service Provider Group meeting.**

9.REPORTS OF COMMITTEES AND OFFICERS

9.1 OFFICERS MONTHLY REPORTS

9.1.1 WORKS & SERVICES MANAGER'S REPORT – APRIL 2016

Maintenance Grading

- Turee Creek Road has been graded.
- Weelarrana Road has been graded from Great Northern Highway to Jigalong Road.
- Jigalong Road has been graded.
- Sylvania Road was left in poor condition by contractors. The maintenance grader has pulled material back onto the road and made an effort to get some semblance of shape back into the road.

Construction Report

- SLK 51.5 to SLK 59.0 Landor Road has been primed with a 40/60 cutback prime and over laid with a 10mm granite seal using C320 hot bitumen.
- SLK 17.82 to SLK 25.15 has had a 14mm granite reseal with C320 hot bitumen. Also the floodways' at SLK 15.42 and SLK 26.90 have been patched and two coat sealed at the same time.
- The new cemetery road construction has been completed and the 1.5km section has been primed and sealed with 10mm granite C320 hot bitumen seal. Guide posts have been installed and sections of the old airport road have been ripped in order to control traffic flow.
- NGE have been completed Roads to Recovery formation and resheeting work from the Great Northern Highway to the Murchison River
- NGE have completed the construction and realignment of the Yulga Jinna access road

Flood Damage

- MTF are currently working on the Sandstone road
- NGE are working on the Ashburton Downs road from Mount Vernon to the shire boundary under Flood damage and Roads to Recovery funding.

Town Maintenance-Monthly Report Finishing 12th May 2016

- Smashed glass strewn across roadways, graffiti to town signs, buildings, lamp posts and footpaths has continued and is taking up a considerable amount of time to remove.
- The Public Toilets were opened over weekends and Public Holidays.
- Sweeping of Main St was done in accordance with Council's directive. NB Main St not swept 10 May 2016 as no manpower available.
- Heritage Trail maintenance and Boardwalks repaired where possible however a section has been completely destroyed.
- Mowing has taken place and vegetation trimmed on Boardwalk.

- Weeds being chipped on verges, will be continued if manpower remains available.
- Note full time town crew not available for work during this period and town work is being done by part time casual employees.
- Assisted in Bitumen work re sealing program.

Plant Report

P428 UD NISSAN TRUCK

Fit new batteries
Repair UHF radio
Fit new hydraulic pump
Repair airlines
Replace fan motor

P477 CATERPILLAR 950F LOADER

Repaired door catch

P476 BAILEY TRI AXLE WATER TANKER

Fitted new hydraulic hoses and couplings

P407 UD NISSAN TRUCK

Clean battery terminals and charge battery
Replaced battery
Repaired battery lead

P334 BOBTAIL UTE WITH PERMANENT HYDRAULIC BROOM ATTACHMENT

Re gas and check air con
Fit UHF radio
Repair broom

P480 2007 MACK SUPERLINER (73)

Fitted new hydraulic coupling
Replaced blown air line

P343 SCOUT 3500 CEMENT TRUCK

Fitted battery
Fitted new brake master cylinder
Bleed brakes

P339 HAULMORE SEMI-TRAILER

Freed up diverter valve
Removed diverter valve and replaced
Repaired lights
Adjusted brakes

P338 HAULMORE SEMI-TRAILER

Repaired lights
Adjusted brakes

P481 2008 DONGARA BODY BUILDERS SIDETIPPER

Repaired damaged wheel stud

P360 2002 CATERPILLAR 924G LOADER

Changed flat tyre

P396 BOMAG 16.60 TONNE PADFOOT VIBRATORY ROLLER

Fitted new window hinges

P486 MULTI PAC VP2400

Repaired belt tensioner

Replaced belt

P358 2002 12H CATERPILLAR GRADER

Serviced

Greased and cleaned filters

P484 14H CATERPILLAR GRADER

Repaired wiring

Greased and cleaned filters

Replaced broken top windscreen

P438 2005 TOYOTA 4 X 4 LANDCRUISER UTILITY

Repaired door lock

P106 TOYOTA COASTER BUS

Repaired battery terminal and lead

P114 CATERPILLAR D6N DOZER 2004

Repaired hydraulic hose fittings

P36 URSUS 2812 TRACTOR

Fitted new mower blades

P418 2008 CAT CS56 ROAD ROLLER

Serviced

Repaired cab tilt pump

P101 FESA FIRE UNIT – ISUZU

Repaired pump motor

Changed tyres

P409 CATERPILLAR HYDRAULIC EXCAVATOR

Serviced

Repaired joy stick

P369 16.5KVA GENSET SINGLE PHASE

Serviced

P332 16.5KVA GENSET SINGLE PHASE

Serviced

P362 WATER TANKER TRAILER YELLOW

Fitted new brake booster
Adjusted brakes
Replaced hydraulic hoses and couplings

P483 2002 TANDEM AXLE DOLLY WITH BALL RACE

Replaced mud flaps
Repaired hydraulic hose
Adjusted brakes
Repaired lights

P24 PETROL PRESSURE CLEANER

Repaired

P370 KUBOTA TRACTOR SPRAY UNIT SLASHER

Fitted new battery
Repaired ignition switch

Officers Recommendation / Council Resolution:

Moved: Cr DK Hodder

Seconded: Cr AJ Binsiar

That the Works and Services Manager's report for April 2016 be received.

CARRIED 5/0

9.1.2 AIRPORT MANAGER'S REPORT – APRIL 2016***Aircraft Movements and Statistics***

General aircraft movements for the month of April 2016 were up 9% on last April, and up by 13 landings on last month.

RFDS landings were up 19% on last year's April figure but down by 4 landings on last month's total.

Avgas sales were up by 56% on April last year and up by over 12,000 litres on last month's figure. This is due to increased drum sales for the month (7,400 litres) and 2 survey aircraft being based at Meeka at various times during the month.

JetA1 sales were almost the same as last April but down by over 7,000 litres on last month.

The figures below reflect the difference between April 2015 and April 2016.

	Apr. 2015	Apr. 2016	Variance
General Aircraft Landed:	108	118	+9%
RFDS Landed	81	98	+19%
Avgas	10,504 ltrs	18,767 ltrs	+56%
Jet A1	66,603 ltrs	66,347 ltrs	-0.4%
Total Fuel Sold	77,107 ltrs	85,114 ltrs	+10%

The figures below reflect the YTD differences between 2015 and 2016.

	YTD 2015	YTD 2016	Variance
General Aircraft Landed:	416	412	-1%
RFDS Landed	336	388	+14%
Avgas	34,155 ltrs	34,993 ltrs	+2%
Jet A1	274,19 ltrs	257,646 ltrs	-6%
Total Fuel Sold	308,351 ltrs	292,639 ltrs	-5%

Aerodrome Works:

Aerodrome works for the month include:

- General maintenance and upkeep of facilities and equipment.
- Lawns / gardens and terminal plants upkeep.
- Slashing of runway strips and surrounds.
- Continued clearing of weeds and long grass from various Airport areas.
- Airport Rd trees - clearing around bases and weekly watering.
- The Murchison Patrol hangar was removed on 23 April 2016 by Colin Lauritsen.

Outstanding items from last month:

Investigate the cause of the low insulation resistance reading of the runway edge lighting circuit. *Wellington Electrical* were engaged to provide low insulation readings from a central point at the power house. This was completed with readings once again being all over the shop and clearly shows deficiencies in the insulation across the entire system. All Runway lighting is to re-cabled and replaced in the 2016/17 financial year.

Aerodrome Security:

Nil breaches

Annual Inspections:

The annual technical and electrical inspections are due in July 2016.

Safety Management System:

A Safety Management Committee meeting was held at the Shire Offices on 29 April 2016. No safety breaches or hazards were reported. The next meeting is due to be held in July 2016.

AirBP are working on a solution for the RFDS refueling which will incorporate a truck being provided to replace the existing trailer. No definitive dates have been set – however, we have been informed that the truck should be on-site in early May. There will then be a requirement for training of Airport staff and RFDS pilots in the operation of the truck refueling and maintenance processes.

Annual Aerodrome Emergency Exercise:

The annual exercise for 2016 was a desk top exercise held on the 19th April 2016 at 10.00am. This exercise was held in conjunction with the annual meeting of the AEP Committee. Cobham Aviation sent 2 representatives to Meekatharra for the exercise.

Russell King
Duty Airport Manager
02 May 2016.

Officers Recommendation / Council Resolution:

Moved: Cr PW Curley
Seconded: Cr DK Hodder

That the Airport Manager's report for April 2016 be received.

CARRIED 5/0

9.1.3 YOUTH AND RECREATION SERVICES REPORT – APRIL 2016

Total for the month	Girls		Boys		Activity Total	No of sessions	Average Attendance
	6-12	12-18	6-12	12-18			
Youth Centre Drop in - Afternoon	11	42	76	81	210	21	10
Youth Centre Drop in - Nights	9	75	50	100	234	13	18
KidZone	45		38		83	9	9
Sport @ oval	1	11	10	19	41	2	21
Girls Group	2	11	0	0	13	2	7
Boys group	0	0	1	10	11	1	11
Basketball @ YC	7	19	23	27	76	2	38

Attendance over the holiday period was good considering the numbers in town.

Total for the month	Females		Males		Activity Total	No of sessions	Average Attendance
	6-12	13-17	6-12	13-17			
Morning Fitness	19	13	35	22	89	9	10
Afternoon Jnr Sports	9		26		37	5	7
Indoor Soccer	4	7	16	21	50	3	17
Bike Ride	1		7	7	15	1	15
Basketball	13	21	31	34	99	4	25
Football	4	2	14	22	40	4	10
Netball	10	4	5	12	31	2	16

School holidays caused a drop in some sports although sessions were in the main well supported.

Officers Recommendation / Council Resolution:

Moved: Cr HJ Nichols

Seconded: Cr AJ Binsiar

That the Youth Sport and Recreation Services Officer's report for April 2016 be received.

CARRIED 5/0

9.1.4 RANGER'S REPORT – APRIL 2016

Details to report:

I arrived in Meekatharra on Monday 18 April, 2016. Patrols were conducted of the town site and surrounding areas looking for suitable locations to set trapping cages for trapping during the night. Cages were set in various locations throughout the town site and around the outskirts of town. Two unregistered and unidentified dogs were trapped and impounded. The owners came forward but stated they no longer wanted the dogs and asked for them to be destroyed.

One feral cat was caught and destroyed.

Three unwanted dogs from Consuls Road were surrendered for destruction.

The dog involved in a previous attack was declared dangerous. The residential address where the dog was homed was inspected to assess the suitability of keeping a dangerous dog. The property appeared to be within the guidelines of the Dog Act and the owners had purchased a lead and a muzzle. Appropriate signage was displayed.

Officers Recommendation / Council Resolution:

Moved: Cr PW Curley

Seconded: Cr DK Hodder

That the Ranger's Report for April 2016 be received.

CARRIED 5/0

9.1.5 STATUS REPORTS

Council Decisions – Status Report

Note: This report lists only those Council decisions which require a specific, non repetitive action.

Meeting Date	Item No	Title and Resolution Summary	Resp	Action	Status
15/07/06	9.3.6	Meekatharra Heritage and Canyon Trails Project Not proceeding with Canyon Trail until approvals are presented to Council Advise Agencies that provided grants about halt and ask if funds can be transferred to other sections of project. Take steps to secure tenure over historic sites connected to Meeka Heritage Trails Project Determine status of all reserves, vesting orders and roads within the shire.	CEO/ CONS		Complete Complete In progress
15/07/06	9.5.1	Laneway Closure, Land Adjacent to Lots 425,426, 427 & 428 Railway Street Advise the Minister for Lands that proposal was advertised, that no submissions were received by closing dates, Water Corp had no objections. That Shire of Meekatharra request Minister for Land Admin permanently close the laneway and portions adjoining be amalgamated with lots, that Shire has no objections to lots being converted to Freehold Title.	CEO/ CONS	Letter written to Minister for Lands Process to be completed by DOLI	Complete In progress
15/07/06	9.5.2	Permanent Closure of Streets within the Nannine Townsite That Council advise Dept Land Asset Management that Council doesn't wish to close Nannine Townsite That Council establish ownership of Recreation Reserve 3917, Explosive Reserve 4748. Water Reserve 12460, Water Pipe Tracks and Id Hillside Homestead site near Nannine Townsite.	CEO/ CONS/ CDAO	Letter sent to Dept	Complete In progress
21/11/09	9.3.4	Cornish Lift	PO	Quote approved 23/11/09. Letter of advise and order sent 23/11/09 Contractor to build	Complete In progress
16.07.11	9.6.1	Council Policy – Bituminous Seals	CEO/WSM	Reword Policy and submit to Council	In Progress

MINUTES OF THE ORDINARY COUNCIL MEETING HELD SATURDAY 21 MAY 2016

Page 13

17.09.11	10.2	School Oval Facility – Agreement	CEO	New report to Council required	In progress
20.12.13	9.3.4	Meetings with Ministers – Local Issues	CEO	No further action required Create Position Statement on public housing in Meeka	Complete In progress
12.4.14	9.6.1	Gabanintha – Nannine Rd Realignment	CEO	Letter to Jim Lacy 16.4.14 Email to DoL 17.4.14 Mapping to be done	In Progress
17.5.14	9.3.3	Administration Building Roof Upgrade	CDSM/PO	Met with architect Staff to seek quotes from local contractors to relocate aircons etc and repair/replace roof Waiting quotes local suppliers	Complete In Progress Waiting response from contractor
19.7.14	10.2	Liquor restrictions – Police commissioner's comments	CEO	Meet with Minister & Commissioner Rang Minister's Office 21/7/14 Emails sent requesting meeting	In Progress
18.10.14	9.3.1	Lot 82 Main Street- Ministerial Approval	DCEO	Letter to Minister sent 22/10/14.	In Progress
21.02.15	9.3.1	Shire Roads – Review/Update	CEO	Amendments emailed to Greenfields for inclusion in road database – complete Asset Management Plan to be updated	Complete Complete In Progress
21.02.15	9.3.7	Building Assets – Review	CEO	Council Resolution sent to Darren Long for implementation in the Buildings Asset Management Plan and Long Term Financial Plan	In Progress
15.08.15	9.7.2	Paddy's Flat Camp Lease	CEO	Email to Veterans 20/08/15. Letter to Veterans 28/08/15. Contract executed 17/12/16 Minister approved Lease Transfer 1/3/16 Lease Transfer Executed 17/3/16 and sent to Settlement Agent to initiate settlement.	In Progress
19.09.15	9.4.1	Meekatharra Solar Consortium – Non Binding Agreement	CDSM	Applicant advised. Further information required.	Awaiting response
20.02.16	9.4.1	Revitalisation Seating Expansion	CDSM	Seats Ordered	In Progress

MINUTES OF THE ORDINARY COUNCIL MEETING HELD SATURDAY 21 MAY 2016

Page 14

20.02.16	9.5.2	Revitalisation – Lloyds Building	CDSM	Working Group to be formed	In Progress
20.02.16	9.5.3	Local Planning Strategy and Local Planning Scheme No 4	CDSM	Planwest advised to complete request amendments 22/02/16	In Progress
19.03.16	9.4.3	Change of RADS Funded Project 2016/2017	CDSM	Letter sent 29/03/16	In Progress
19.03.16	9.7.1	Extension Of Airport Management Contract	CDSM	Letter sent 23/03/16	In Progress
19.03.16	9.7.3	Heritage Protection Discussions	CEO	Email sent 21/03/16. Letter sent 23/03/16	In Progress
16.04.16	9.2.4	2016 – 2017 setting of the annual rate in the dollar	DCEO	Advertisement of proposed rates in West Australian 2/5/16 closing date for submissions 25/5/16	In Progress
16.04.16	9.2.5	Annual Review of the Schedule of Fees and Charges	DCEO	Cemetery fees gazetted	Complete
16.04.16	9.2.6	Review of policy allowance amounts	DCEO	Print new policy and distribute	In Progress
16.04.16	9.5.1	Renewal Mobil Lease	CDSM	Draft loan sent to Mobil 18/04/16	In Progress
16.04.16	9.6.1	Tenders – Concreting Works Hourly Hire	CEO	Consultant WSM advised 18/04/16	In Progress
16.04.16	10.1	2016/17 Councillor Fees and Allowances	DCEO	Included in 2016/17 draft budget	In Progress
16.04.16	10.2	Murchison Economic Forum	CEO	Bookings Made etc. 18/04/16	Complete
16.04.16	10.3	Request meeting with CPFS Regional Manager	CEO	Email to RM 18/04/16	Complete

Officers Recommendation / Council Resolution:



Moved: Cr AJ Binsiar

Seconded: Cr PW Curley

That the Status report be received.

CARRIED 5/0

9.2 FINANCE

Title/Subject:	MONTHLY FINANCIAL REPORT PERIOD ENDED APRIL 2016
Agenda/Minute Number:	9.2.1
Applicant:	Nil
File Ref:	Nil
Date of Report:	ADM 171
Disclosure of Interest:	13 May 2016
Author:	Krys East Deputy Chief Executive Officer
	 Signature of Author
Senior Officer:	Roy McClymont Chief Executive Officer
	 Signature Senior Officer

Summary:

Monthly Financial Report

Background:

Financial Activity Statement Report – s.6.4

- (1) *A local government is to prepare each month a statement of financial activity reporting on the sources and applications of funds, as out in the annual budget under regulation 22(1)(d), for that month in the following detail –*
 - (a) *Annual budget estimates, taking into account any expenditure incurred for an additional purpose under section 6.8(1) (b) or(c);*
 - (b) *Budget estimates to the end of the month to which the statement relates;*
 - (c) *Actual amounts of expenditure, revenue and income to the end of the month to which the statement relates;*
 - (d) *Material variances between the comparable amounts referred to in paragraphs (b) and (c); and*
 - (e) *The net current assets at the end of the month to which the statement relates.*
- (2) *Each statement of financial activity is to be accompanied by documents containing-*
 - (a) *An explanation of the composition of the net current assets of the month to which the statement relates, less committed assets and restricted assets;*
 - (b) *An explanation of each of the material variances referred to in sub-regulation (1) (d); and*
 - (c) *Such other supporting information as is considered relevant by the local government.*
- (3) *The information in a statement of financial activity may be shown –*
 - (a) *According to nature and type classification,*
 - (b) *By program; or*
 - (c) *By business unit.*
- (4) *A statement of financial activity, and the accompanying documents referred to in sub-regulation (2), are to be –*
 - (a) *presented to the council –*

- (i) *at the next ordinary meeting of the council following the end of the month to which the statement relates; or*
- (ii) *if the statement is not prepared in time to present it to the meeting referred to in subparagraph (i), to the next ordinary meeting of the council after that meeting;*

And

(b) Recorded in the minutes of the meeting at which it is presented.

(5) *Each financial year, a local government is to adopt a percentage or value, calculated in accordance with AAS 5, to be used in statements of financial activity for reporting material variances.*

(6) *In this regulation –*

} committed assets~ means revenue unspent but set aside under the annual budget for a specific purpose;

} restricted assets~ have the same meaning as in AAS 27.

[Regulation 34 inserted in Gazette 31 Mar 2005 p. 1049-50.]

[35. Repealed in Gazette 31 Mar 2005 p. 1050.]

Comment:

A monthly financial report is to be presented to Council at the next ordinary meeting following the end of the reporting period.

Consultation:

Megan Shirt – Local Government Consultant

Statutory Environment:

Local Government Act 1995 Section 6.4 Financial Report

Financial Management Regulations 34 & 35

Policy Implications:

Nil

Financial Implications:

Nil

Strategic Implications:

Nil

Voting Requirements:

Simple Majority

Officers Recommendation / Council Resolution:

Moved: Cr DK Hodder

Seconded: Cr PW Curley

That the financial report for the period ending 30 April 2016 be received.

CARRIED 5/0

SHIRE OF MEEKATHARRA
MONTHLY FINANCIAL REPORT
For the Period Ended 30 April 2016

LOCAL GOVERNMENT ACT 1995
LOCAL GOVERNMENT (FINANCIAL MANAGEMENT) REGULATIONS 1996

TABLE OF CONTENTS

*Statement of Financial Activity by Program

*Statement of Financial Activity By Nature or Type

*Note 1 Explanation of Material Variances

*Note 2 Net Current Funding Position

Note 3 Cash and Investments

Note 4 Budget Amendments

Note 5 Receivables

Note 6 Cash Backed Reserves

Note 7 Grants

Note 8a Capital Expenditure

Note 8b Capital Expenditure - Road Infrastructure Detail

Note 9 Capital Disposals

Report Purpose

This report is prepared to meet the requirements of *Local Government (Financial Management) Regulations 1996, Regulation 34*.

* Indicates Statutory Report

Statement of Financial Activity

Is presented on page 2 and 3 and shows a surplus as at 30 April 2016 of \$1,285,911.

Note: The Statements and accompanying notes are prepared based on all transactions recorded at the time of preparation and may vary.

SHIRE OF MEEKATHARRA
STATEMENT OF FINANCIAL ACTIVITY
(By Nature or Type)
For the Period Ended 30 April 2016

Note	Original Annual Budget	Amended Annual Budget	Amended YTD Budget (a)	YTD Actual (b)	Var. \$ (b)-(a)	Var. % (b)-(a)/(a)
Operating Revenues						
Rates	\$ 3,795,353	3,896,954	3,896,360	3,649,624	(46,560)	(1.19%)
Operating Grants, Subsidies and Contributions	7 3,494,343	3,370,306	2,489,466	2,612,396	322,930	12.97%
Fees and Charges	844,054	953,819	838,538	971,468	132,930	15.85%
Service Charges	0	0	0	0	0	0%
Interest Earnings	498,603	533,603	414,923	432,663	17,740	4.32%
Other Revenue	332,579	332,579	266,223	107,219	(159,004)	(59.72%)
Profit on Disposal of Assets	9 20,621	20,621	20,621	0	(20,621)	(100.00%)
Total Operating Revenue	8,385,512	8,107,682	7,926,155	8,173,770	247,615	
Operating Expense						
Employee Costs	(1,436,679)	(1,349,125)	(1,076,687)	(1,066,544)	(12,104)	(1.12%)
Materials and Contracts	(2,882,746)	(2,878,215)	(2,226,799)	(1,577,892)	(648,907)	(29.14%)
Utility Charges	(329,961)	(332,961)	(279,529)	(275,337)	(4,194)	(1.50%)
Depreciation on Non-Current Assets	(3,446,600)	(4,147,261)	(3,456,010)	(3,527,127)	71,117	2.06%
Interest Expenses	0	0	0	0	0	0%
Insurance Expenses	(293,422)	(293,422)	(293,709)	(274,623)	(18,889)	(2.17%)
Other Expenditure	(181,241)	(181,241)	(133,209)	(173,395)	40,296	30.25%
Loss on Disposal of Assets	9 (156,815)	(156,815)	(57,267)	(106,984)	49,517	(77.47%)
Total Operating Expenditure	(6,724,863)	(5,347,039)	(7,512,001)	(7,002,050)	(509,951)	
Funding Balance Adjustments						
Add back Depreciation	3,446,600	4,147,261	3,456,010	3,527,127	71,117	2.06%
Adjust (Profit)/Loss on Asset Disposal	9 136,194	136,194	106,984	106,984	0	0.00%
Adjust Provisions and Accruals	0	0	0	0	0	0%
Net Cash from Operations	3,843,544	4,044,016	3,977,147	4,805,831	828,684	
Capital Revenues						
Grants, Subsidies and Contributions	7 10,027,224	11,020,796	1,129,425	877,605	(251,820)	(22.30%)
Proceeds from Disposal of Assets	9 236,000	236,000	153,818	153,818	0	0.00%
Total Capital Revenues	10,263,224	11,256,796	1,283,243	1,031,423	(251,820)	
Capital Expenses						
Land and Buildings	8 (911,458)	(1,173,732)	(770,954)	(606,927)	(164,027)	(21.28%)
Furniture and Equipment	8 (92,824)	(99,952)	(92,454)	(57,896)	(34,618)	(25.88%)
Plant and Equipment	8 (1,293,009)	(1,001,329)	(1,001,029)	(743,412)	(257,614)	0.30%
Infrastructure - Roads	8 (3,455,884)	(4,574,436)	(1,724,526)	(5,828,151)	(5,796,375)	(49.44%)
Infrastructure - Airports	8 (97,000)	(96,860)	(99,760)	(102,714)	3,754	3.79%
Infrastructure - Other	8 (1,230,952)	(1,021,952)	(668,952)	(139,768)	(125,183)	(18.92%)
Total Capital Expenditure	(6,740,098)	(7,920,058)	(4,546,972)	(7,579,810)	16,998,062	
Net Cash from Capital Activities	(6,686,874)	(6,663,262)	(3,263,629)	(6,547,387)	6,716,242	
Financing						
Transfer from Reserves	6 0	242,000	0	242,000	242,000	0%
Transfer to Reserves	6 (2,901,899)	(2,901,899)	(2,857,490)	(2,857,490)	0	0.00%
Net Cash from Financing Activities	(2,901,899)	(2,659,899)	(2,857,490)	(2,615,490)	242,000	
Net Operations, Capital and Financing	(5,745,230)	(5,279,065)	(12,143,972)	(4,357,046)	7,786,926	
Opening Funding Surplus(Deficit)	2 5,745,230	5,642,957	5,642,957	5,642,957	(0)	(0.00%)
Closing Funding Surplus(Deficit)	2 (0)	363,892	(6,501,016)	1,285,911	7,786,926	

Indicates a variance between Year to Date (YTD) Budget and YTD Actual data as per the adopted materiality threshold.
Refer to Note 2 for an explanation of the reasons for the variance.

This statement is to be read in conjunction with the accompanying Financial Statements and notes.

SHIRE OF MEEKATHARRA
STATEMENT OF FINANCIAL ACTIVITY
(Statutory Reporting Program)
For the Period Ended 30 April 2016

Note	Amended Annual Budget	Amended YTD Budget (a)	YTD Actual (b)	Var. \$ (b)-(a)	Var. % (b)-(a)/(a)	Var.
Operating Revenues	\$	\$	\$	\$	%	
Governance	80	80	80	0	0.00%	
General Purpose Funding - Rates	3,896,354	3,896,384	3,849,824	(46,560)	(1.19%)	
General Purpose Funding - Other	2,256,744	1,710,286	1,717,217	6,931	0.41%	
Law, Order and Public Safety	21,530	16,824	11,673	(5,151)	(30.61%)	
Health	1,915	1,630	5,355	3,725	228.54%	
Education and Welfare	125,625	101,430	97,495	(3,935)	(3.88%)	
Housing	28,860	24,050	23,331	(719)	(2.99%)	
Community Amenities	140,100	134,020	129,085	(4,935)	(3.68%)	
Recreation and Culture	262,082	127,650	129,756	2,106	1.65%	
Transport	12,925,595	2,700,988	2,751,882	50,944	1.89%	
Economic Services	276,450	181,170	142,309	(38,861)	(21.45%)	▼
Other Property and Services	192,992	161,115	193,367	32,252	20.02%	▲
Total Operating Revenue	20,128,426	9,855,577	9,051,375	(4,201)		
Operating Expense						
Governance	(587,642)	(485,685)	(455,537)	(30,098)	(6.20%)	
General Purpose Funding	(193,830)	(142,330)	(126,866)	(15,464)	(10.86%)	▼
Law, Order and Public Safety	(152,317)	(130,819)	(118,341)	(12,478)	(9.54%)	
Health	(95,408)	(74,233)	(64,758)	(9,475)	(12.76%)	
Education and Welfare	(718,957)	(533,561)	(481,306)	(52,256)	(9.79%)	
Housing	(64,860)	(46,887)	(6,002)	(40,885)	(67.20%)	▼
Community Amenities	(640,868)	(529,219)	(381,969)	(147,250)	(27.82%)	▼
Recreation and Culture	(1,400,174)	(1,042,799)	(943,272)	(98,527)	(9.54%)	
Transport	(4,847,556)	(3,943,128)	(3,674,556)	(268,573)	(6.81%)	
Economic Services	(382,796)	(330,254)	(272,265)	(57,989)	(17.56%)	▼
Other Property and Services	(280,432)	(253,138)	(477,179)	234,041	88.51%	▲
Total Operating Expenditure	(9,347,089)	(7,512,001)	(7,002,050)	(509,951)		
Funding Balance Adjustments						
Add back Depreciation	4,147,261	3,456,010	3,527,127	71,117	2.06%	
Adjust (Profit)/Loss on Asset Disposal	136,194	106,984	106,984	0	0.00%	
Adjust Provisions and Accruals	0	0	0	0		
Net Cash from Operations	15,064,892	5,106,569	5,683,436	576,867		
Capital Revenues						
Proceeds from Disposal of Assets	236,000	153,818	153,818	0	0.00%	
Total Capital Revenues	236,000	153,818	153,818	0		
Capital Expenses						
Land and Buildings	(1,173,732)	(770,954)	(606,927)	(164,027)	(21.28%)	▼
Furniture and Equipment	(93,952)	(82,454)	(57,836)	(24,618)	(29.86%)	▼
Plant and Equipment	(1,001,026)	(1,001,026)	(743,412)	(257,614)	(25.73%)	▼
Infrastructure - Roads	(14,524,436)	(11,724,326)	(5,928,151)	(5,796,375)	(49.44%)	▼
Infrastructure - Airports	(98,960)	(98,960)	(102,714)	3,754	3.79%	
Infrastructure - Other	(1,021,952)	(868,952)	(139,769)	(729,183)	(83.92%)	▼
Total Capital Expenditure	(17,922,058)	(14,546,872)	(7,578,810)	(6,968,062)		
Net Cash from Capital Activities	(17,686,058)	(14,393,054)	(7,424,992)	(6,968,062)		
Transfer from Reserves	242,000	0	242,000	242,000		▲
Transfer to Reserves	(2,959,899)	(2,857,490)	(2,857,490)	0	0.00%	
Net Cash from Financing Activities	(2,659,899)	(2,857,490)	(2,615,490)	242,000		
Net Operations, Capital and Financing	(5,279,065)	(12,143,975)	(4,357,046)	7,786,929		
Opening Funding Surplus(Deficit)	5,642,957	5,642,957	5,642,957	(0)	(0.00%)	
Closing Funding Surplus(Deficit)	363,892	(6,501,018)	1,285,911	7,786,929		

Indicates a variance between Year to Date (YTD) Budget and YTD Actual data as per the adopted materiality threshold.
Refer to Note 1 for an explanation of the reasons for the variance.

This statement is to be read in conjunction with the accompanying Financial Statements and notes.

SHIRE OF MEEKATHARRA
STATEMENT OF BUDGET AMENDMENTS
(Statutory Reporting Program)
For the Period Ended 30 April 2016

	Adopted Budget	Adopted Budget Amendments (Note 5)	Amended Annual Budget	Amended YTD Budget (a)
	\$	\$	\$	\$
Operating Revenues				
Governance	80	0	80	80
General Purpose Funding - Rates	3,795,353	101,701	3,896,554	3,896,384
General Purpose Funding - Other	2,303,308	(46,564)	2,256,744	1,710,286
Law, Order and Public Safety	21,530	0	21,530	16,824
Health	1,915	0	1,915	1,630
Education and Welfare	125,635	0	125,635	101,430
Housing	28,860	0	28,860	24,050
Community Amenities	140,100	0	140,100	134,020
Recreation and Culture	304,455	(42,373)	262,082	127,650
Transport	11,884,686	1,040,908	12,925,595	2,700,938
Economic Services	276,450	0	276,450	181,170
Other Property and Services	120,464	72,468	192,932	161,115
Total Operating Revenue	19,002,836	1,125,640	20,128,476	9,055,577
Operating Expense				
Governance	(587,642)	0	(587,642)	(485,635)
General Purpose Funding	(195,830)	0	(195,830)	(142,330)
Law, Order and Public Safety	(148,617)	(3,700)	(152,317)	(130,819)
Health	(95,408)	0	(95,408)	(74,231)
Education and Welfare	(751,728)	33,672	(718,057)	(533,561)
Housing	(28,860)	(16,000)	(44,860)	(46,887)
Community Amenities	(630,968)	(10,000)	(640,968)	(529,219)
Recreation and Culture	(1,335,585)	(84,589)	(1,420,174)	(1,042,799)
Transport	(4,362,465)	(485,081)	(4,847,556)	(3,943,128)
Economic Services	(399,796)	16,000	(383,796)	(330,254)
Other Property and Services	(207,964)	(72,468)	(280,432)	(253,138)
Total Operating Expenditure	(8,724,863)	(622,126)	(9,347,038)	(7,512,001)
Funding Balance Adjustments				
Add back Depreciation	3,446,600	700,661	4,147,261	3,456,010
Adjust (Profit)/Loss on Asset Disposal	136,194	0	136,194	106,984
Adjust Provisions and Accruals	0	0	0	0
Net Cash from Operations	13,860,767	1,204,125	15,064,892	5,106,569
Capital Revenues				
Proceeds from Disposal of Assets	236,000	0	236,000	153,818
Total Capital Revenues	236,000	0	236,000	153,818
Capital Expenses				
Land and Buildings	(813,458)	(360,274)	(1,173,732)	(770,954)
Furniture and Equipment	(93,824)	(6,128)	(99,952)	(82,454)
Plant and Equipment	(1,259,000)	257,324	(1,001,676)	(1,001,026)
Infrastructure - Roads	(13,405,864)	(1,068,572)	(14,574,436)	(11,724,526)
Infrastructure - Airports	(87,000)	(11,960)	(98,960)	(98,960)
Infrastructure - Other	(1,230,952)	209,000	(1,021,952)	(868,952)
Total Capital Expenditure	(16,940,098)	(979,960)	(17,920,058)	(14,546,872)
Net Cash from Capital Activities	(16,704,098)	(979,960)	(17,684,058)	(14,393,054)
Financing				
Transfer from Reserves	0	242,000	242,000	0
Transfer to Reserves	(2,901,899)	0	(2,901,899)	(2,857,490)
Net Cash from Financing Activities	(2,901,899)	242,000	(2,659,899)	(2,857,490)
Net Operations, Capital and Financing	(5,745,230)	466,165	(5,279,065)	(12,143,975)
Opening Funding Surplus(Deficit)	5,745,230	(102,273)	5,642,957	5,642,957
Closing Funding Surplus(Deficit)	(0)	363,892	363,892	(6,501,018)

Indicates a variance between Year to Date (YTD) Budget and YTD Actual data as per the adopted materiality threshold.

SHIRE OF MEEKATHARRA
STATEMENT OF FINANCIAL ACTIVITY
(By Program)
For the Period Ended 30 April 2016

Note 1: EXPLANATION OF MATERIAL VARIANCES

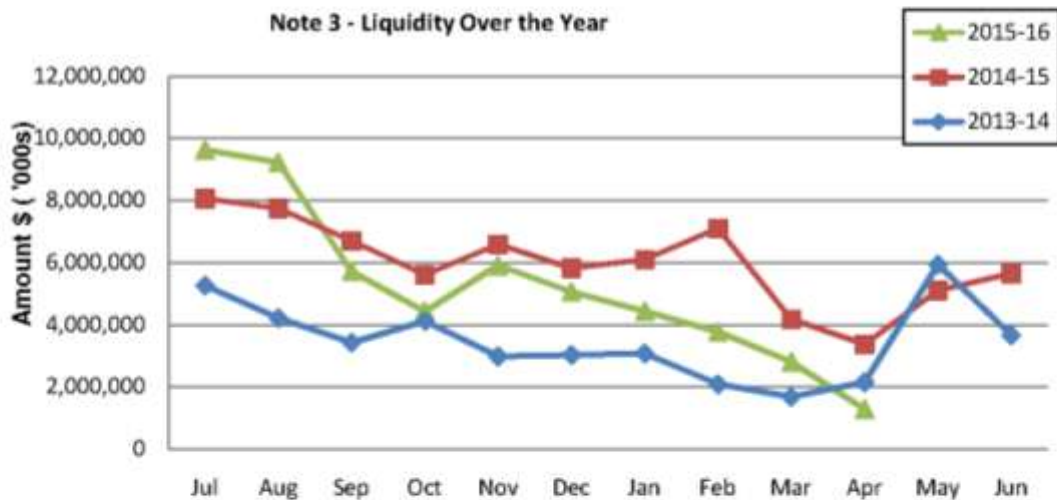
BY Reporting Program	Var. \$	Var. %	Var.	Timing/ Permanent	Explanation of Variance
Operating Revenues	\$	%			
Governance	0	0.00%			Under variance reporting threshold
General Purpose Funding - Rates	(46,560)	(1.19%)			Under variance reporting threshold
General Purpose Funding - Other	6,932	0.41%			Under variance reporting threshold
Law, Order and Public Safety	(5,151)	(30.61%)			Under variance reporting threshold
Health	3,725	228.54%			Under variance reporting threshold
Education and Welfare	(3,935)	(3.88%)			Under variance reporting threshold
Housing	(719)	(2.99%)			Under variance reporting threshold
Community Amenities	(4,935)	(3.68%)			Under variance reporting threshold
Recreation and Culture	2,106	1.65%			Under variance reporting threshold
Transport	50,944	1.89%			Under variance reporting threshold
Economic Services	(38,861)	(21.45%)	▼	Permanent	Income from Festival below budget expectations mainly due to low sponsorship received and numbers down on attendance
Other Property and Services	32,253	20.02%	▲	Permanent	Income from Private Works is higher than YTD income, and additional reimbursement funds have been received for Insurance Rebates & Workers compensation payments that were not budgeted - some of this will be offset by expenditure.
Operating Expense					
Governance	(30,098)	(6.20%)			Under variance reporting threshold
General Purpose Funding	(15,464)	(10.86%)	▼	Timing	Administration allocations are less than YTD Budget. This may even out before year end.
Law, Order and Public Safety	(12,478)	(9.54%)			Under variance reporting threshold
Health	(9,473)	(12.76%)			Under variance reporting threshold
Education and Welfare	(52,256)	(9.79%)			Under variance reporting threshold
Housing	(40,885)	(87.20%)	▼	Timing	Housing maintenance is below budget YTD, this may even out over the remaining months
Community Amenities	(147,250)	(27.82%)	▼	Permanent	The Shire has an intensive Town cleanup program that is \$82K under YTD budget. Commencement has been delayed due other commitments for the works department. Pond Maintenance & Cemetery Expenses total \$32K Lower than YTD Budget. There is likely to be a saving in this area.
Recreation and Culture	(99,537)	(9.54%)			Under variance reporting threshold
Transport	(268,573)	(6.81%)			Under variance reporting threshold
Economic Services	(57,989)	(17.56%)	▼	Permanent	Tourism promotion and Community Events are together \$44K lower than YTD budget, this is unlikely to be spent this year.
Other Property and Services	224,041	88.51%	▲	Timing	Plant and Public Works recoveries are not being recovered in line with expenditure, this is likely to be a timing issue and will be monitored by staff. There is less YTD expenditure in the Plant Operations Area because mechanical works are being completed in-house, rather than contracted. This may result in a saving as year end.
Funding Balance Adjustments					
Add back Depreciation	71,117	2.06%			Under variance reporting threshold
Adjust (Profit)/Loss on Asset Disposal	0	0.00%			Under variance reporting threshold
Capital Revenues					
Grants, Subsidies and Contributions	(251,820)	(22.30%)	▼	Timing	Flood damage funding was budgeted as a Non Operating Grant, however audit requirements require the Shire to report it as an Operating Grant. The allocation will be corrected with the Annual Statements.
Proceeds from Disposal of Assets	0	0.00%			Under variance reporting threshold
Capital Expenses					
Land and Buildings	(164,027)	(21.28%)	▼	Timing	Refer to Note BA for project details
Furniture and Equipment	(24,618)	(29.86%)	▼	Timing	Refer to Note BA for project details
Plant and Equipment	(257,614)	(25.73%)	▼	Timing	Refer to Note BA for project details
Infrastructure - Roads	(5,796,375)	(49.44%)	▼	Timing	Refer to Note BA & BB for details
Infrastructure - Airports	3,754	3.79%			Refer to Note BA & BB for details
Infrastructure - Other	(729,183)	(83.92%)	▼	Timing	Refer to Note BA for project details
Opening Funding Surplus(Deficit)	(0)	(0.00%)			Under variance reporting threshold

SHIRE OF MEEKATHARRA
NOTES TO THE STATEMENT OF FINANCIAL ACTIVITY
For the Period Ended 30 April 2016

Note 2: NET CURRENT FUNDING POSITION

		Positive=Surplus (Negative=Deficit)		
	Note	YTD 30 Apr 2016	Previous Month	YTD 30 Apr 2015
		\$	\$	\$
Current Assets				
Cash Unrestricted	4	(115,129)	2,328,422	3,216,640
Cash Restricted	4	15,429,879	15,557,073	12,444,100
Receivables - Rates and Rubbish	6	1,078,196	1,162,282	935,027
Receivables -Other	6	147,440	128,639	88,266
Interest / ATO Receivable/Trust		145,309	94,079	0
Inventories		204,704	177,870	77,577
		16,890,399	19,448,364	16,761,610
Less: Current Liabilities				
Payables		(174,609)	(116,010)	(140,389)
Provisions		(221,032)	(221,032)	(147,454)
		(395,641)	(337,042)	(287,843)
Less: Cash Reserves	7	(15,429,879)	(15,557,073)	(12,444,100)
Plus Provisions		221,032	221,032	147,454
Net Current Funding Position		1,285,911	3,775,281	4,177,121

Comments - Net Current Funding Position



SHIRE OF MEEKATHARRA
NOTES TO THE STATEMENT OF FINANCIAL ACTIVITY
For the Period Ended 30 April 2016

Note 3: CASH AND INVESTMENTS

	Interest Rate	Unrestricted \$	Restricted \$	Trust \$	Total Amount \$	Institution	Maturity Date
(a) Cash Deposits							
Municipal Bank Account	Variable	(156,114)			(156,114)	Westpac	At Call
Trust Bank Account	Variable			93,164	93,164	Westpac	At Call
Air BP	Variable	73,535			73,535	Westpac	At Call
Maxi Account	Variable	3,493			3,493	Westpac	At Call
(b) Term Deposits							
* 26-7466	2.96%		14,417,139		14,417,139	Westpac	30-Jun-16
* 45-6873	2.96%		1,012,741		1,012,741	Westpac	30-Jun-16
# OCDF	1.95%			2,207,941	2,207,941	WATC	At Call
Total		(79,085)	15,429,879	2,301,105	17,651,900		

Comments/Notes - Investments

This note reflects the Actual Bank Balances as per the Shire Bank Statements

Any difference between the amounts shown at this note compared to Note 2 will be due to undeposited funds and unrepresented payments.

The Shire received \$3.3M Funding for Landor Rd. These monies are in Trust and will be drawn down as the Shire utilises the funds.

SHIRE OF MEEKATHARRA
 NOTES TO THE STATEMENT OF FINANCIAL ACTIVITY
 For the Period Ended 30 April 2016

Note 4: BUDGET AMENDMENTS

Amendments to original budget since budget adoption. Surplus/(Deficit)

GL Account Code	Description	Council Resolution	Classification	Adopted Budget	Amended Budget	Non Cash Adjustment	Increase in Available Cash	Decrease in Available Cash	Amended Budget Running Balance
	Budget 15/16 Adoption		Opening Surplus(Deficit)	5,745,230	5,591,551	\$	\$	\$	\$
3713	Recreation Grants	17.10.15 - 9.2.4	Operating Revenue	167,373	205,000		37,627	(153,679)	(116,052)
0031	Rates Billing	17.10.15 - 9.2.4	Operating Revenue	3,794,353	3,973,554		179,201	0	63,149
4621	R2R Grant	17.10.15 - 9.2.4	Operating Revenue	525,497	1,501,713		976,216	0	1,039,365
3713	Recreation Grants	17.10.15 - 9.2.4	Operating Revenue	205,000	125,000		0	(80,000)	959,365
0181	Financial Assistance Grant	17.10.15 - 9.2.4	Operating Revenue	1,238,696	1,186,405		0	(52,291)	907,074
0211	Local Road Grant	17.10.15 - 9.2.4	Operating Revenue	535,809	506,536		0	(29,273)	877,801
5013	Airport Leases	17.10.15 - 9.2.4	Operating Revenue	5,702	43,038		37,336	0	915,137
A66	R2R Funding - Reseal on Landor Road	17.10.15 - 9.2.4	Capital Expenses	0	436,500		0	(436,500)	478,637
AA67	R2R Funding - Rebuild, resheet and Improve Drainage on Ashburton Downs Road	17.10.15 - 9.2.4	Capital Expenses	0	539,716		0	(539,716)	(61,079)
5124	Trucks	4.9.2015 - 8.1.2	Capital Expenses	400,000	320,000		80,000	0	(61,079)
5264	Trailers	4.9.2015 - 8.1.2	Capital Expenses	0	80,000		0	(80,000)	(141,079)
5044	Depot Capital Upgrade - Complete Mechanical Pit	17.10.15 - 9.2.4	Capital Expenses	148,500	163,500		0	(15,000)	(76,079)
5044	Oil Separator	17.10.15 - 9.2.4	Capital Expenses	163,500	183,500		0	(20,000)	(96,079)
1924	Depreciation - Animal Control	17.10.15 - 9.2.4	Non Cash Item	0	3,700	3,700	0	(3,700)	(96,079)
3732	Oval Maintenance	17.10.15 - 9.2.4	Operating Expenses	163,231	43,231		120,000	0	23,921
C51	Railway Street	20.08.15 - 10.1	Capital Expenses	0	38,000		0	(38,000)	(14,079)
C51	Railway Street	17.10.15 - 9.2.4	Capital Expenses	38,000	65,000		0	(27,000)	(41,079)
1328	2 New Flag Poles	17.10.15 - 9.2.4	Capital Expenses	0	6,000		0	(6,000)	(47,079)
0942	Lot 220 Darlot Street	17.10.15 - 9.2.4	Operating Expenses	9,640	17,640		0	(8,000)	(55,079)
1328	Key System	17.10.15 - 9.2.4	Capital Expenses	0	58,000		0	(58,000)	(113,079)
5206	Secondhand Multi-tyred roller	17.10.15 - 9.2.4	Capital Expenses	0	60,000		0	(60,000)	(173,079)
3592	Pool Maintenance	17.10.15 - 9.2.4	Operating Expenses	8,000	15,000		0	(7,000)	(180,079)
2715	New Staff House	12.12.15 - 10.1	Capital Expenses	0	241,274		0	(241,274)	(421,353)
7050	Building Reserve	18.12.15 - 10.1	Capital Revenue	0	242,000		242,000	0	(179,353)
3714	Pool Equipment CCTV	16.1.16 - 9.4.1	Capital Expenses	13,700	19,828		0	(6,128)	(185,481)

SHIRE OF MEEKATHARRA
NOTES TO THE STATEMENT OF FINANCIAL ACTIVITY
For the Period Ended 30 April 2016

Note 4: BUDGET AMENDMENTS

Amendments to original budget since budget adoption. Surplus/(Deficit)

GL Account Code	Description	Council Resolution	Classification	Adopted Budget	Amended Budget	Non Cash Adjustment	Increase in Available Cash	Decrease in Available Cash	Amended Budget Running Balance
	Opening Surplus(Deficit)	March Budget Review	Opening Surplus(Deficit)	5,591,551	5,642,957		51,406	0	(134,075)
5963	Income from Private Works	March Budget Review	Operating Revenue	8,520	80,988		72,468	0	(61,607)
0121	Interim Rates	March Budget Review	Operating Revenue	0	(78,000)		0	(78,000)	(139,607)
0141	Interest on Instalments	March Budget Review	Operating Revenue	28,000	63,000		35,000	0	(104,607)
4621	R2R Grant	March Budget Review	Capital Revenue	1,501,713	1,529,069		27,356	0	(77,251)
0979	Lot 204 Capital cost	March Budget Review	Capital Expenses	0	20,000		0	(20,000)	(97,251)
0959	Lot 204 Operational cost	March Budget Review	Operating Expenses	0	8,000		0	(8,000)	(105,251)
2457	Salaries - Community Development	March Budget Review	Operating Expenses	69,398	43,863		25,535	0	(79,716)
2422	Youth Co-ordinators Salaries	March Budget Review	Operating Expenses	177,141	162,004		15,137	0	(64,579)
YC28	Dance Group	March Budget Review	Operating Expenses	3,000	0		3,000	0	(61,579)
	Main Street Scaping as per Meeka								
4984	Revitalisation Plan	March Budget Review	Capital Expenses	370,000	150,000		220,000	0	158,421
3617	Salaries - Recreation Officer	March Budget Review	Operating Expenses	91,881	41,600		50,281	0	208,702
4880	Depot maintenance	March Budget Review	Operating Expenses	60,262	80,262		0	(20,000)	188,702
5952	Various Private works	March Budget Review	Operating Expenses	8,520	80,988		0	(72,468)	116,234
5094	Street Sweeper	March Budget Review	Capital Expenses	140,000	129,702		10,298	0	126,532
5124	Trucks	March Budget Review	Capital Expenses	320,000	226,750		93,250	0	219,782
5134	Graders	March Budget Review	Capital Expenses	400,000	196,000		204,000	0	423,782
5144	Works Manager Vehicle	March Budget Review	Capital Expenses	75,000	64,500		10,500	0	434,282
5206	Roller	March Budget Review	Capital Expenses	60,000	22,600		37,400	0	471,682
5284	Generator	March Budget Review	Capital Expenses	55,000	24,474		30,526	0	502,208
5034	Caravan Purchase and Modification	March Budget Review	Capital Expenses	0	68,000		0	(68,000)	434,208
	Consultants - Town Planning								
3103	Scheme	March Budget Review	Operating Expenses	27,000	37,000		0	(10,000)	424,208
4046	Basketball and Tennis Courts	March Budget Review	Capital Expenses	19,630	30,630		0	(11,000)	413,208
YC2	Youth Centre - Other Maintenance	March Budget Review	Operating Expenses	14,854	24,854		0	(10,000)	403,208
C66	Landor Road - Construction	March Budget Review	Capital Expenses	0	27,356		0	(27,356)	375,852
5104	Airport Construction	March Budget Review	Capital Expenses	87,000	98,960		0	(11,960)	363,892
5922	Depreciation - Trails	March Budget Review	Non Cash Item	31,000	15,000	(16,000)	16,000	0	363,892
3662	Depreciation - Swimming Pool	March Budget Review	Non Cash Item	12,000	142,870	130,870	0	(130,870)	363,892
	Depreciation - Sports, Parks and								
3972	Gym	March Budget Review	Non Cash Item	100,000	217,000	117,000	0	(117,000)	363,892
4882	Depreciation - Roads	March Budget Review	Non Cash Item	2,315,500	2,754,143.00	438,643	0	(438,643)	363,892
5072	Depreciation - Airport	March Budget Review	Non Cash Item	210,000	236,948	26,948	0	(26,948)	363,892
							701,161	2,574,537	(2,758,127)

SHIRE OF MEEKATHARRA
NOTES TO THE STATEMENT OF FINANCIAL ACTIVITY
For the Period Ended 30 April 2016

Note 5: RECEIVABLES

Receivables - Rates and Rubbish Receivable

	YTD 30 Apr 2016	30 June 2015
Opening Arrears Previous Years	\$ 720,389	\$ 720,389
Levied this year	3,898,814	
Less Collections to date	(3,541,007)	
Equals Current Outstanding	1,078,196	720,389
Net Rates and Rubbish Collectable	1,078,196	720,389
% Collected	76.66%	

Receivables - General

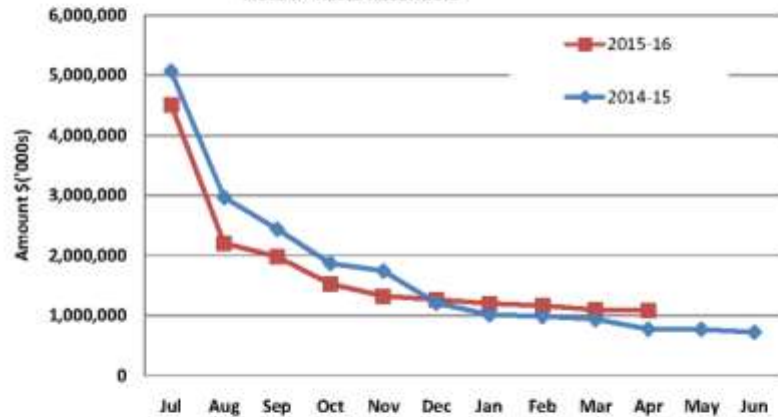
Receivables - Sundry Debtors

Total Sundry Debtors

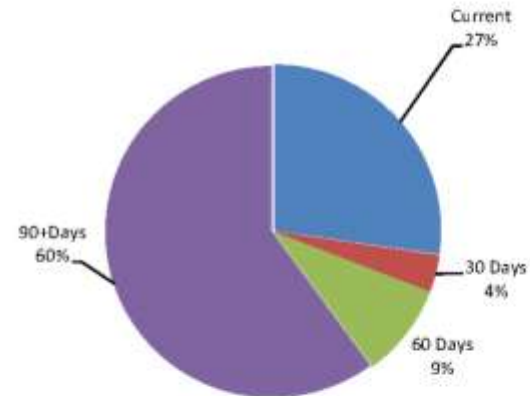
	Current	30 Days	60 Days	90+Days
	\$	\$	\$	\$
Receivables - Sundry Debtors	50,141	6,586	16,730	110,398
Total Sundry Debtors				183,855

Amounts shown above include GST (where applicable)

Note 6 - Rates Receivable



Note 6 - Accounts Receivable (non-rates)



Comments/Notes - Receivables Rates

Rates were levied on 21st July 2015

Comments/Notes - Other Receivables

SHIRE OF MEEKATHARRA
 NOTES TO THE STATEMENT OF FINANCIAL ACTIVITY
 For the Period Ended 30 April 2016

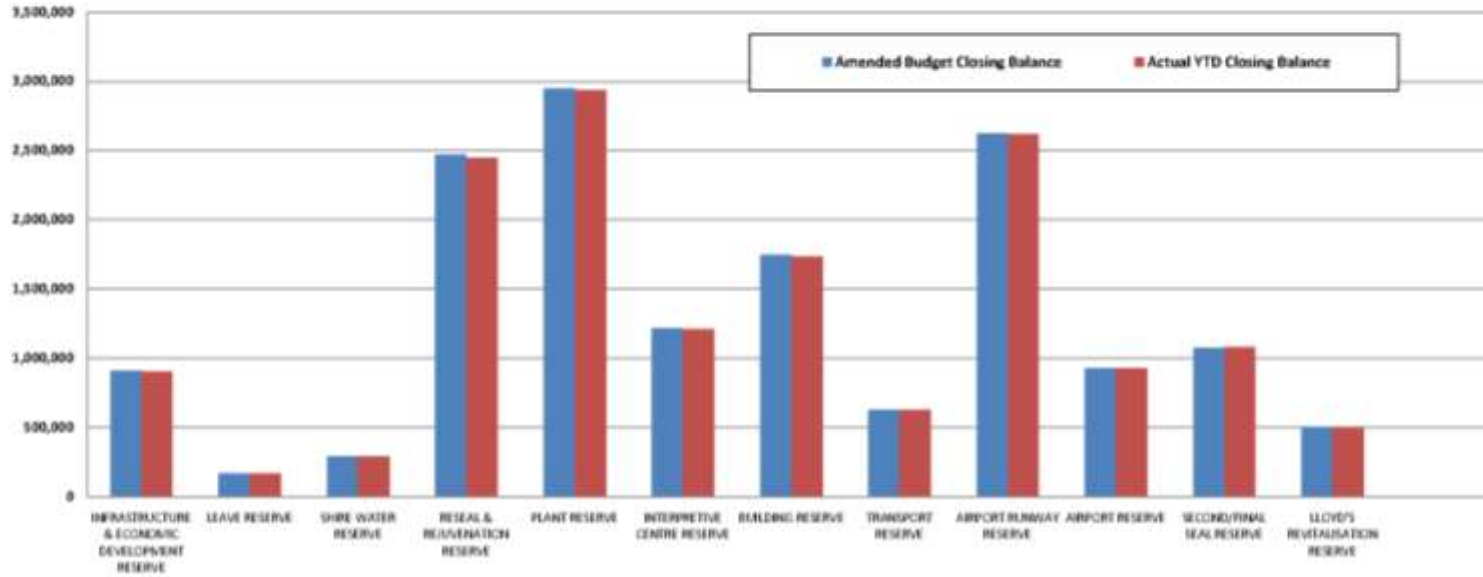
Note 6: Cash Backed Reserves

2015-16										
Name	Actual Opening Balance	Amended Budget Interest Earned	Actual Interest Earned	Amended Budget Transfers In (+)	Actual Transfers In (+)	Amended Budget Transfers Out (-)	Actual Transfers Out (-)	Amended Budget Closing Balance	Actual YTD Closing Balance	
	\$	\$	\$	\$	\$	\$	\$	\$	\$	
INFRASTRUCTURE & ECONOMIC DEVELOPMENT RESERVE	881,961	24,695	22,187	0	0	0	0	906,656	904,148	
LEAVE RESERVE	160,989	4,508	4,043	0	0	0	0	165,497	165,031	
SHIRE WATER RESERVE	279,714	7,832	7,025	0	0	0	0	287,546	286,739	
RESEAL & REJUVENATION RESERVE	2,038,310	57,073	37,508	372,000	372,000	0	0	2,467,383	2,447,819	
PLANT RESERVE	2,526,214	70,734	60,747	350,000	350,000	0	0	2,946,948	2,936,961	
INTERPRETIVE CENTRE RESERVE	1,179,061	33,014	29,647	0	0	0	0	1,212,075	1,208,708	
BUILDING RESERVE	1,687,812	47,259	39,381	250,000	250,000	(242,000)	(242,000)	1,743,071	1,735,193	
TRANSPORT RESERVE	608,670	17,043	15,296	0	0	0	0	625,713	623,966	
AIRPORT RUNWAY RESERVE	2,551,478	71,441	64,147	0	0	0	0	2,622,919	2,615,625	
AIRPORT RESERVE	900,181	25,205	22,633	0	0	0	0	925,386	922,814	
SECOND/FINAL SEAL RESERVE	0	0	8,026	1,071,096	1,071,096	0	0	1,071,096	1,079,122	
LLOYD'S REVITALISATION RESERVE	0	0	3,754	500,000	500,000	0	0	500,000	503,754	
					0					
	12,814,389	358,803	314,394	2,543,096	2,543,096	(242,000)	(242,000)	15,474,288	15,429,879	

SHIRE OF MEERATHARRA
 NOTES TO THE STATEMENT OF FINANCIAL ACTIVITY
 For the Period Ended 30 April 2016

Note 6: Cash Backed Reserves cont'd

Year To Date Reserve Balance to End of Year Estimate



MINUTES OF THE ORDINARY COUNCIL MEETING HELD SATURDAY 21 MAY 2016

Page 29

SHIRE OF MEEKATHARRA
NOTES TO THE STATEMENT OF FINANCIAL ACTIVITY
For the Period Ended 30 April 2016

Note7: GRANTS

Program/Details GL	TYPE		2015-16 Original Budget	Variations Additions (Deletions)	2015-16 Amended Budget	Operating	Capital	Recoup Status	
								Received	Balance
			\$	\$		\$	\$	\$	\$
General Purpose Funding									
0181	Operating Grant	Financial Assistance Grant	1,238,696	(52,291)	1,186,405	1,186,405	0	889,804	296,601
0211	Operating Grant	Local Road Grant	535,809	(29,273)	506,536	506,536	0	379,902	126,634
Law, Order, Public Safety									
1563	Operating Grant	Dfes Operating Grant	4,500	0	4,500	4,500	0	6,000	(1,500)
2003	Operating Grant	Ses Operating Grant	13,930	0	13,930	13,930	0	2,367	11,563
Education & Welfare									
2417	Operating Grant	Misc Youth - Grants Other	10,000	0	10,000	10,000	0	0	10,000
2419	Operating Grant	Youth Grant - O.S.H.C. Program	23,555	0	23,555	23,555	0	15,354	8,200
2421	Operating Grant	Youth Services Grant - D.C.P. - W.A.	80,480	0	80,480	80,480	0	82,009	(1,529)
2460	Operating Grant	C.D.O. - Misc Income	10,000	0	10,000	10,000	0	132	9,868
Recreation And Culture									
3603	Operating Grant	Dept Sport & Rec - Kidsport Program	30,000	0	30,000	30,000	0	40,000	(10,000)
3626	Operating Grant	Miscellaneous Grants - Rec Off	10,000	0	10,000	10,000	0	0	10,000
3653	Operating Grant	Government Grants	30,000	0	30,000	30,000	0	35,200	(5,200)
3713	Operating Grant	Recreation Grants	167,373	(42,373)	125,000	125,000	0	0	125,000
Transport									
4591	Operating Grant	Mrd - Direct Grant	233,400	0	233,400	233,400	0	233,400	0
4651	Operating Grant	Royalties For Regions Grant - Direct	1,000,000	0	1,000,000	1,000,000	0	1,000,000	0
4843	Operating Grant	Street - Lighting - Operating Grant	4,000	0	4,000	4,000	0	4,621	(621)
4601	Non-Operating	Wandrra - Natural Disaster	9,336,727	0	9,336,727	0	9,336,727	224,464	9,112,263
4621	Non-Operating	R2R Grant	525,497	1,003,572	1,529,069	0	1,529,069	498,141	1,030,928
4691	Non-Operating	Mrd Road Project Grant	120,000	0	120,000	0	120,000	120,000	0
5183	Non-Operating	R.A.D.S./R.A.F.P./R.A.A.P. Grant Income	35,000	0	35,000	0	35,000	35,000	0
Economic Services									
5381	Operating Grant	Trails Grant	75,000	0	75,000	75,000	0	0	75,000
TOTALS			13,483,967	879,635	14,363,602	3,342,806	11,020,796	3,566,394	10,797,208
			Operating Grant	3,466,743	3,342,806		2,688,789	654,016	
			Non-Operating	10,017,224	11,020,796		877,605	10,143,191	
			13,483,967		14,363,602		3,566,394	10,797,208	

This note does not include subsidies and contributions.

SHIRE OF MEEKATHARRA
NOTES TO THE STATEMENT OF FINANCIAL ACTIVITY
For the Period Ended 30 April 2016

Note 8a: CAPITAL EXPENDITURE

Assets	GL Account	Original Annual Budget	Budget Changes	Amended Annual Budget	Amended YTD Budget	YTD Actual	Variance (Under)/Over	Comments
Buildings								
ADMIN BUILDING IMPROVEMENTS	1328	4,000	6,000	10,000	10,000	2,015	(7,985)	
KEY SYSTEM	1323	0	58,000	58,000	0	9,300	9,300	
YOUTH CENTRE BUILDING - RENEWAL	2447	33,958	0	33,958	33,958	28,503	(5,455)	
HOUSING - CAPITAL IMPROVEMENTS	2704	342,000	20,000	362,000	292,000	194,623	(97,377)	
NEW STAFF HOUSING	2715	0	241,274	241,274	241,274	242,011	737	
CEMETERY CAPITAL EXPENDITURE	3292	55,000	0	55,000	45,000	17,722	(27,278)	
OVAL TOILETS	3634	100,000	0	100,000	0	44,208	44,208	
POOL - BUILDINGS	3666	38,000	0	38,000	0	3,099	3,099	
SPORTS COMPLEX BUILDINGS	3680	88,000	0	88,000	1,000	60,154	59,154	
INDOOR CRICKET CENTRE	4036	4,000	0	4,000	4,000	0	(4,000)	
DEPOT CAPITAL IMPROVEMENTS - LAND & BUILDINGS	5044	148,500	35,000	183,500	143,722	5,291	(138,431)	
Buildings Total		813,458	360,274	1,173,732	770,954	606,927	(164,027)	
Furniture & Office Equip.								
COMPUTER EQUIPMENT	1244	17,498	0	17,498	0	17,498	17,498	
TOWN HALL - EQUIPMENT	3534	6,000	0	6,000	6,000	1,892	(4,108)	
POOL - EQUIPMENT	3714	13,700	6,128	19,828	19,828	5,703	(14,125)	
GYM EQUIPMENT UPGRADES	3974	20,291	0	20,291	20,291	8,107	(12,184)	
DEPOT - FURNITURE AND EQUIPMENT	4974	7,400	0	7,400	7,400	5,382	(2,018)	
AIRPORT - FURNITURE AND EQUIPMENT	5364	28,935	0	28,935	28,935	19,254	(9,681)	
Furniture & Office Equip. Total		93,824	6,128	99,952	82,454	57,836	(24,618)	
Plant , Equip. & Vehicles								
PLANT PURCHASE	3614	35,000	0	35,000	35,000	0	(35,000)	
CARAVANS & EQUIPMENT	5034	0	68,000	68,000	68,000	0	(68,000)	
VARIOUS UTILITIES	5084	88,000	0	88,000	88,000	0	(88,000)	
SWEEPER	5094	140,000	-10,298	129,702	129,702	129,703	1	
TRUCK	5124	400,000	-173,250	226,750	226,750	215,961	(10,789)	
GRADERS	5134	400,000	-204,000	196,000	196,000	196,000	0	
WORKS MANAGER VEHICLE	5144	75,000	-10,500	64,500	64,500	56,360	(8,140)	
ENGINES & PUMPS	5154	60,000	0	60,000	60,000	20,007	(39,993)	
AIRPORT FIRE FIGHTING SYSTEM	5216	6,000	0	6,000	6,000	0	(6,000)	
TRAILER	5264	0	80,000	80,000	80,000	78,000	(2,000)	
RUBBER TYRED ROLLER (2ND HAND)	5206	0	22,600	22,600	22,600	22,600	0	
GENERATOR	5284	55,000	-30,526	24,474	24,474	24,782	308	
MISC PLANT - PURCHASED UNDER COUNCIL APPROVAL	5414	0	0	0	0	0	0	
Plant , Equip. & Vehicles Total		1,259,000	-257,974	1,001,026	1,001,026	743,412	(257,614)	

SHIRE OF MEEKATHARRA								
NOTES TO THE STATEMENT OF FINANCIAL ACTIVITY								
For the Period Ended 30 April 2016								
Note 8a: CAPITAL EXPENDITURE								
Assets	GL Account	Original Annual Budget	Budget Changes	Amended Annual Budget	Amended YTD Budget	YTD Actual	Variance (Under)/Over	Comments
Roads Infrastructure								
ROAD CONSTRUCTION VARIOUS	4200	13,455,864	1,068,572	14,524,436	11,724,526	5,928,151	(3,796,375)	See Note 8b for detail
Roads Infrastructure Total		13,455,864	1,068,572	14,524,436	11,724,526	5,928,151	(3,796,375)	
Airport Infrastructure								
AIRPORT CONSTRUCTION - RUNWAYS, APRON, LIGHTING AND	5104	87,000	11,960	98,960	98,960	102,714	3,754	
Airport Infrastructure Total		87,000	11,960	98,960	98,960	102,714	3,754	
Other Infrastructure								
CORNISH LIFT	3624	35,000	0	35,000	0	0	0	
VIEWING PLATFORM FOR HEADFRAME	3637	30,000	0	30,000	30,000	0	(30,000)	
OVAL LIGHTS	3664	112,119	0	112,119	112,119	54,389	(57,730)	
PLAYGROUND EQUIPMENT	3904	15,000	0	15,000	15,000	10,182	(4,818)	
NEW PUMP & FITTINGS	3914	20,000	0	20,000	20,000	105	(19,895)	
LUKES PIT WATER SCHEME	3944	50,000	0	50,000	50,000	0	(50,000)	
GRANTS PIT WATER SCHEME	3954	110,000	0	110,000	110,000	21,780	(88,220)	
LIONS PARK	4015	8,000	0	8,000	0	0	0	
BASKETBALL AND TENNIS COURTS	4046	19,630	11,000	30,630	30,630	0	(30,630)	
MT GOULD POLICE STATION - CAPITAL	4181	10,000	0	10,000	10,000	0	(10,000)	
MAINSTREET SCAPING	4984	370,000	-220,000	150,000	40,000	47,942	7,942	
MEEKA NORTH DRIVE - HERITAGE	5387	90,302	0	90,302	90,302	0	(90,302)	
MEEKA SOUTH DRIVE - HERITAGE	5388	120,016	0	120,016	120,016	405	(119,611)	
MEEKA TOWN WALK - HERITAGE	5389	170,000	0	170,000	170,000	0	(170,000)	
MEEKA TOWN DRIVE - HERITAGE	5394	70,885	0	70,885	70,885	4,966	(65,919)	
Other Infrastructure Total		1,230,952	-209,000	1,021,952	868,952	139,769	(1,182,183)	
Capital Expenditure Total		16,940,098	979,960	17,920,058	14,546,872	7,578,810	(6,348,062)	

SHIRE OF MEEKATHARRA
NOTES TO THE STATEMENT OF FINANCIAL ACTIVITY
For the Period Ended 30 April 2016



Note 8b: CAPITAL EXPENDITURE - Roads Infrastructure Detail

Assets	Job	Original Annual Budget	YTD Actual
Town Streets Construction	1261	350,000	0
Grids Construction	1266	200,000	141,336
Road Construction Misc:	1267	600,000	0
Water Bases	1268	250,000	277,332
Drainage General	1269	300,000	0
Landor Rd - Roads 2 Recovery Funded	A66	0	172,653
Ashburton Downs Rd - Roads To Recovery Funding	A67	600,000	21,596
Ashburton Downs Rd - Roads To Recovery Funding	AA67	0	0
Mt Cleve Rd - Construction	C1	0	3,000
Poelle Access Rd - Construction	C102	40,000	43,030
Murchison Rd - Cemetery	C137	150,000	85,940
Peak Hill - Three Rivers Road - Construction	C2	0	150,898
Woodlands - Mt Augustus Rd - Construction	C28	0	2,788
Munarra Rd - Construction	C31	10,000	0
Mingah Springs Rd - Construction	C41	0	5,788
Wiluna North Rd - Construction	C5	0	58,508
Railway Street - Construction	C51	0	65,430
Landor Rd - Council Funding	C66	667,000	0
Ashburton Downs-Meekatharra Rd - Construction	C67	170,000	24,153
Agm: 661 (Feb/March 2015) General Expense	D00	0	10,769
Mt Cleve Road - Meekatharra Road - Agm 661 (Feb/March 2015)	D1	1,766,708	0
Koonmarra Access Road - Agm 661 (Feb/March 2015)	D106	-12,224	0
Judal Road - Agm 661 (Feb/March 2015)	D107	186,716	0
Cashmans Access Road - Agm 661 (Feb/March 2015)	D111	105,198	-105,830
Yulgajinna Community Access Road - Agm 661 (Feb/March 2015)	D119	23,024	20,512
Ilgararie Road - Agm 661 (Feb/March 2015)	D16	2,713	0
Peak Hill - Three Rivers Road - Agm 661 (Feb/March 2015)	D2	132,853	96,313
Turee Creek Road - Agm 661 (Feb/March 2015)	D20	162,252	0
Youno Downs Road - Agm 661 (Feb/March 2015)	D22	1,235,358	908,083
Trillbar Road - Agm 661 (Feb/March 2015)	D24	121,845	0
Woodlands - Mount Augustus Road - Agm 661 (Feb/March 2015)	D28	313,369	0
Murchison Downs Road - Agm 661 (Feb/March 2015)	D30	335,127	0
Marymia Road - Agm 661 (Feb/March 2015)	D33	10,365	0
Bulloo Downs Road - Agm 661 (Feb/March 2015)	D4	94,800	0
Mingah Springs Road - Agm 661 (Feb/March 2015)	D41	364,056	244,197
Wiluna North Road - Agm 661 (Feb/March 2015)	D5	483,033	493,874
Tangadfee Road - Agm 661 (Feb/March 2015)	D63	287,407	1,060
Ilgalong Community Road - Agm 661 (Feb/March 2015)	D65	53,921	0
Landor - Meekatharra Road - Agm 661 (Feb/March 2015)	D66	900,650	0
Ashburton Downs - Meekatharra Road - Agm 661 (Feb/March 2015)	D67	1,330,495	646,531
Sandstone Road - Meekatharra Road - Agm 661 (Feb/March 2015)	D68	194,073	0
Pingandy Road - Agm 661 (Feb/March 2015)	D69	71,060	0
Paroo Road - Agm 661 (Feb/March 2015)	D7	76,509	0
Beringarra - Mt Gould Road - Agm 661 (Feb/March 2015)	D77	95,912	0
Moorarie - Trillbar Road - Agm 661 (Feb/March 2015)	D79	200,722	0
Horseshoe Lights Access Road - Agm 661 (Feb/March 2015)	D83	378,474	339,708
Peak Hill - Horse Shoe Lights Road - Agm 606	L114	0	2,800
Ilgararie Road - Agm 606	L16	0	2,608
Wheelerarrana West Road - Agm 606	L18	0	7,013
Peak Hill - Three Rivers Road - Agm 606	L2	0	117,420
Turee Creek Road - Agm 606	L20	0	6,667
Milgun Yankawee Road - Agm 606	L26	0	52,332
Mingah Springs Road - Agm 606	L41	0	4,850
Neds Creek - Wiluna North Road - Agm 606	L5	0	4,978
Landor Rd - Regional Road Group Funding \$204,617	RA66	0	14,150
Landor Rd - Regional Road Group Funding	RR66	180,000	181,193
Landor Rd - Royalties For Regions Funding	Y66	0	11,928
Landor Road - Royalties For Regions Funding	YY66	1,000,000	1,597,985
Roads Infrastructure Total		13,455,864	5,928,151

SHIRE OF MEEKATHARRA
 NOTES TO THE STATEMENT OF FINANCIAL ACTIVITY
 For the Period Ended 30 April 2016

Note 9: CAPITAL DISPOSALS

Original Budget Profit/(Loss) of Asset Disposal			Disposals	Actual YTD				Comments
Net Book Value	Proceeds	Profit (Loss)		Cost	Net Book Value	Proceeds	Profit (Loss)	
\$	\$	\$						
			Plant and Equipment					
			Transport					
20,961	28,000	7,039	P445 - 2012 Toyota Hilux 4x4 3.0L - Leading Hand (1EOU 688)					Will be traded later in 15/16
8,984	10,000	1,016	P425 - 2010 Mazda BT-50 4x2 Utility - Town Crew (1DLW347)					Will be traded later in 15/16
8,984	12,000	3,016	P426 - 2010 Mazda BT-50 4x2 Utility - Ops Officer (1DLW348)					Will be traded later in 15/16
8,984	10,000	1,016	P402 - 2008 Toyota Hilux Ute (1CYW 828)					Will be traded later in 15/16
15,571	16,000	429	P421 - 2010 Ford Ranger Crew Cab XLT 4x4 (1DVV920)	26,000	12,537	7,364	(5,173)	
15,988	10,000	(5,988)	P100 - 2005 Road Sweeper Tennant (MK3652)					Unlikely to be traded in 15/16
87,928	35,000	(52,928)	P405 - 2008 WA Hino Dual Cab Truck (1DAC180)	110,000	79,743	37,000	(42,743)	Will be traded later in 15/16
79,945	35,000	(44,945)	P349 - 2001 Volvo G720 Grader (1CLH589)	100,000	76,630	48,000	(28,630)	
67,953	15,000	(52,953)	P109 - 2005 Nissan UD Prime Mover (1CBX525)					Will not be traded in 15/16
32,939	35,000	2,061	P437 - 2012 Toyota Landcruiser GXL - Works Manager (MK3800)	55,000	27,455	25,455	(2,000)	
0	0	0	P387 - 2006 Nissan UD Diesel Truck	85,000	64,437	36,000	(28,437)	
			Other Properties and Services					
23,956	30,000	6,044	P422 - 2009 Toyota Prado GXL - Project Officer (1EKA761)					Unlikely to be traded in 15/16
372,194	236,000	(136,194)		376,000	260,802	153,818	(106,984)	
Comments								

Title/Subject:	OUTSTANDING DEBTORS
Agenda/Minute Number:	9.2.2
Applicant:	Nil
File Ref:	ADM 171
Disclosure of Interest:	Nil
Date of Report:	1 May 2016
Author:	Svenja Clare Finance Officer
	 <i>Signature of Author</i>
Senior Officer:	Roy McClymont Chief Executive Officer
	 <i>Signature Senior Officer</i>

Summary:

Attached is a copy of the detailed outstanding Sundry Debtors.

Background:

At the end of every month an aged detailed trial balance is performed.

The following applies to all outstanding debtors –

>90 day – All outstanding debtors with 90 days or more are sent a 7 day debt collection letter.

>60 day – All outstanding debtors with 60 days or more are sent a reminder letter.

>30 day – All outstanding debtors with 30 days or more account are sent a statement with a reminder sticker attached.

Comment:

Although the outstanding > 90 day accounts are sent letters stating that they will be forwarded onto the debt collection agency, Council needs to be aware of the cost to do so. Therefore from time to time, in relation to minimal amounts i.e. landing fees it is required that Council write off the debt incurred.

Consultation:

Roy McClymont – Chief Executive Officer

Statutory Environment:

Nil

Policy Implications:

Nil

Financial Implications:

Loss of revenue

Strategic Implications:

Nil

Voting Requirements:

Simple Majority

Officers Recommendation / Council Resolution:

Moved: Cr AJ Binsiar

Seconded: Cr DK Hodder

That Council receives the outstanding monthly Debtor Trial Balance for April 2016.

CARRIED 5/0

MINUTES OF THE ORDINARY COUNCIL MEETING HELD SATURDAY 21 MAY 2016

Page 36

Printed on : 02.05.16 at 08:10

*** SHIRE OF MEEKATHARRA ***

		Debtors Trial Balance						
		As at today						
Debtor #	Name	Credit Limit	02.02.2016		03.03.2016	02.04.2016	02.05.2016	Total
			GT 90 days	Age	GT 60 days	GT 30 days	Current	
				Of Oldest Invoice (90Days)				
A041	AD ASTRAL AVIATION		3715.89	119	6349.81	0.00	4012.27	14077.97
A119	AEROLANE PTY LTD		0.00	0	0.00	0.00	58.06	58.06
A113	AEROSPACE OPERATIONS AUSTR		48.44	586	0.00	0.00	0.00	48.44
A054	AFRAN CIVIL CONSTRUCTIONS		0.00	0	0.00	0.00	86.20	86.20
A084	AIR SOUTH PTY LTD		163.07	110	0.00	0.00	0.00	163.07
A116	ARAFURA AVIATION		0.00	0	24.67	0.00	0.00	24.67
A017	AUSTRALIAN TAXATION OFFICE		0.00	0	0.00	0.00	0.00	-9.96
A118	AVIAIR PTY LTD		0.00	0	63.50	0.00	0.00	63.50
B26	BALLINA CORPORATION		0.00	0	0.00	0.00	22.00	22.00
B106	BAZDALE INVESTMENTS P/L		0.00	0	0.00	0.00	22.00	22.00
P090	BENJAMIN RONALD POVEY		14960.00	363	0.00	0.00	0.00	14960.00
B119	BLUE RANGE AVIATION PTY LT		0.00	0	0.00	0.00	22.00	22.00
B2	BP AUSTRALIA PTY LTD		0.00	0	0.00	0.00	183.51	183.51
B035	BRISTOW HELICOPTERS PTY LT		0.00	0	134.40	0.00	252.95	387.35
B038	BROOME AIRSERVICES		60.96	144	181.44	0.00	49.71	292.11
C142	C & M RIGONI & CO. PTY LTD		0.00	0	0.00	0.00	22.00	22.00
C152	CATANIA, V		0.00	0	39.00	0.00	0.00	39.00
F014	CGG AVIATION (AUSTRALIA) P		0.00	0	0.00	0.00	58.06	58.06
C026	CHINA SOUTHERN W/AUSTRALIA		0.00	0	0.00	0.00	380.00	380.00
B022	CLARK BUTSON		78.36	144	923.96	0.00	0.00	1002.32
C113	COBHAM AVIATION		0.00	0	7172.62	0.00	9191.19	16363.81
C021	COMPLETE AVIATION SERVICES		0.00	0	39.18	0.00	47.17	86.35
40	DEPARTMENT OF FIRE & EMER		0.00	0	0.00	0.00	0.00	-2200.00
H007	DEPARTMENT OF HOUSING		0.00	0	0.00	0.00	320.20	320.20
F049	FORTESCUE HELICOPTERS PTY		0.00	0	0.00	0.00	22.00	22.00
F046	FRIG TECH SERVICES		0.00	0	0.00	0.00	86.20	86.20
F11	FRONTIER SERVICES		0.00	0	0.00	209.19	0.00	209.19
G011	GERALDTON AIR CHARTER		26.11	173	52.22	0.00	0.00	78.33
G053	GREEN MINING PTY LTD		123.53	255	24.65	0.00	49.30	197.48
G102	GUERINONI NOMINEES		0.00	0	0.00	0.00	22.00	22.00
H086	HARTE, MICHAEL JOHN		22.00	132	0.00	0.00	0.00	22.00
H014	HELIBITS PTY LTD (HELIWEST		0.00	0	0.00	0.00	23.23	23.23
H079	HOLLY'S CLEAN 'N GREEN		0.00	0	0.00	0.00	86.20	86.20
D076	HOWDEN CONTRACTING AND TRA		0.00	0	0.00	122.60	0.00	122.60

MINUTES OF THE ORDINARY COUNCIL MEETING HELD SATURDAY 21 MAY 2016

Page 37

Printed on : 02.05.16 at 08:10

*** SHIRE OF MEEKATHARRA ***



Debtor #	Name	Debtors Trial Balance		03.03.2016	02.04.2016	02.05.2016	Total
		Credit Limit	As at today				
		GT 90 days	Age	GT 60 days	GT 30 days	Current	
			Of Oldest Invoice (90Days)				
J018	JANDAKOT FLIGHT CENTRE	0.21	154	0.00	0.00	0.00	0.21
J039	JULIE'S BEAUTY	4.24	154	0.00	0.00	0.00	4.24
K029	KALBARRI SCENIC FLIGHTS PT	0.00	0	0.00	0.00	0.00	-22.00
L035	LGIS	0.00	0	0.00	1731.90	0.00	1731.90
L036	LGIS WORKCARE	0.00	0	0.00	0.00	16954.06	16954.06
B095	MATTHEW BARRETT- LENNARD	22.00	119	0.00	0.00	0.00	22.00
M171	MEEKA MECHANIC	0.00	0	0.00	0.00	30.00	30.00
MC1D	MEEKATHARRA CARAVAN PARK	254.82	429	96.10	0.00	192.20	543.12
M41	MEEKATHARRA PREMIX CONCRET	0.00	0	0.00	310.18	0.00	310.18
M185	METALS X LIMITED	0.00	0	0.00	0.00	320.20	320.20
M114	MICHAEL WALLEY	0.00	0	0.00	0.00	41.52	41.52
M184	MIDWEST WINDSCREENS	0.00	0	0.00	0.00	148.10	148.10
T2	ML & GJ TRENFIELD CONTRACT	0.00	0	0.00	0.00	40.68	40.68
M177	MOSHOVIS, KIRIAKOS KIM	0.00	0	0.00	0.00	22.00	22.00
M173	MT AUGUSTUS TOURIST PARK	0.00	0	0.00	0.00	49.30	49.30
M183	MURCHISON FABRICATION	0.00	0	0.00	0.00	86.20	86.20
N050	NAAGUJA WARANGKARRI ABORIG	0.00	0	114.55	0.00	0.00	114.55
N017	NEATFORD PTY LTD	0.00	0	0.00	0.00	27.58	27.58
N001	NEWMAN VETERINARY HOSPITAL	0.00	0	0.00	0.00	53.40	53.40
P078	PEAKALL, DARREN RAY	0.00	0	22.00	0.00	22.00	44.00
Q009	QUEENSLAND RECREATIONAL AI	0.00	0	0.00	0.00	136.50	136.50
G103	RICHARD ELLIOT GREEN	42.08	173	0.00	0.00	0.00	42.08
R013	ROYAL ANTEDILUVIAN ORDER O	46.57	131	0.00	0.00	0.00	46.57
R005	ROYAL FLYING DOCTOR SERVIC	0.00	0	0.00	3881.78	11590.18	15471.96
S096	S&K ELECTRICAL CONTRACTING	0.00	0	0.00	0.00	148.10	148.10
S068	SECONDHAND SHOP	0.00	0	0.00	0.00	252.54	252.54
S055	SHINE AVIATION SERVICES	0.00	0	0.00	0.00	512.33	512.33
W2	SHIRE OF WILUNA	85328.17	98	0.00	0.00	0.00	85328.17
S128	SKENOS PTY LTD	0.00	0	22.00	0.00	0.00	22.00
S007	SKIPPERS AVIATION	0.00	0	1447.75	0.00	5881.53	7329.28
S078	STAR AVIATION PTY LTD	0.00	0	0.00	0.00	0.00	-23.52
T056	TEX ONSITE PTY LTD	1.11	154	0.00	0.00	97.96	99.07
N033	THE NATIONALS FOR REGIONAL	0.00	0	0.00	0.00	0.00	-62.70
V024	VETERANS LEGION OF MEEKATH	5500.00	152	0.00	0.00	0.00	5500.00

MINUTES OF THE ORDINARY COUNCIL MEETING HELD SATURDAY 21 MAY 2016

Printed on : 02.05.16 at 08:10

*** SHIRE OF MEEKATHARRA ***

		Debtors Trial Balance						
		As at today						
Debtor #	Name	Credit Limit	02.02.2016		03.03.2016	02.04.2016	02.05.2016	Total
			GT 90 days	Age	GT 60 days	GT 30 days	Current	
			Of Oldest Invoice (90Days)					
W061	WALKER, DAVID		0.00	0	0.00	330.31	0.00	330.31
W081	WELLINGTON ELECTRICAL		0.00	0	0.00	0.00	148.10	148.10
W077	WILTSHIRE, RICHARD		0.00	0	0.00	0.00	0.00	-0.05
W031	WNM MACDONALD P/L		0.00	0	22.00	0.00	0.00	22.00
W057	WONDINONG STATION		0.00	0	0.00	0.00	859.08	859.08
Totals --- Credit Balances:		-2318.23	110397.56		16729.85	6585.96	52629.81	184024.95

Title/Subject:	LIST OF ACCOUNTS ENDED APRIL 2016
Agenda/Minute Number:	9.2.3
Applicant:	Nil
File Ref:	ADM 171
Disclosure of Interest:	Nil
Date of Report:	2 May 2016
Author:	Svenja Clare Finance Officer
	 <i>Signature of Author</i>
Senior Officer:	Roy McClymont Chief Executive Officer
	 <i>Signature Senior Officer</i>

Summary:

Accounts are to be presented to council for payments.

Background:

List of accounts

- (1) If the local government has delegated to the CEO the exercise of its power to make payments from the municipal fund or the trust fund, a list of accounts paid by the CEO is to be prepared each month showing each account paid since the last such list was prepared –
 - (a) the payee's name;
 - (b) the amount of the payment;
 - (c) the date of the payment; and
 - (d) sufficient information to identify the transaction.

- (2) A list of accounts for approval to be paid is to be prepared each month showing –
 - (a) each account which requires council authorization in that month –
 - (i) the payee's name
 - (ii) the amount of the payment; and
 - (iii) sufficient information to identify the transaction; and
 - (b) the date of the meeting of the council to which the list is to be presented.

- (3) A list prepared under sub-regulation (1) or (2) is to be –
 - (a) presented to the council at the next ordinary meeting of council after the list is prepared; and recorded in the minutes of that meeting.

Comment:

Each month the accounts are presented to council for payment;

Municipal	Voucher No's	Amount:	\$ 1,675,071.78
Trust Account	Voucher No's	Amount:	\$ 0.00
Air BP	Voucher No's	Amount:	\$ 2371.73
		Total	<u>\$ 1,677,443.51</u>

Consultation:

Roy McClymont – Chief Executive Officer

Statutory Environment:

Local Government (Financial Management) Regulations 1996 S.6.10.13 List of Accounts.

Policy Implications:

Nil

Financial Implications:

Accounts to be paid

Strategic Implications:

Nil

Voting Requirements:

Simple Majority

Officers Recommendation / Council Resolution:

Moved: Cr HJ Nichols

Seconded: Cr PW Curley

That Council receives the attached list of creditor accounts paid under delegated power.

CARRIED 5/0

MINUTES OF THE ORDINARY COUNCIL MEETING HELD SATURDAY 21 MAY 2016

Page 41

SHIRE OF MEEKATHARRA

Accounts Due and Payed under Delegated Authority and Submitted to Council on the
21-May-16

Chq/EFT	Date	Creditor	Description	MUNICIPAL	AIR BP	TRUST
EFT11057	15/04/2016	AIRSERVICES AUSTRALIA	REFUND OF ELECTRICITY REIMBURSEMENTS AS PER LETTER DATED 17 MAR 16	-42225.74		
EFT11058	15/04/2016	ARUMA RESOURCES LTD	Rates refund for assessment A6480 E52/2332 PEAK HILL GOLD FIELD MEEKATHARRA WA 6642	-8592.91		
EFT11059	15/04/2016	ATYEO'S ENVIRONMENTAL HEALTH SERVICES PL	EHO DUTIES 6th APR - 8th APR 16	-5037.26		
EFT11060	15/04/2016	AUSTRALIA POST	POSTAGE MARCH 2016	-388.45		
EFT11061	15/04/2016	BIG BELL GOLD OPERATIONS PTY LTD	Rates refund for assessment A5310 M51/797 NANNINE GOLD FIELD NANNINE	-12729.71		
EFT11062	15/04/2016	BOC GASES	CYLINDER RENT OXY & ACETYLENE MARCH 16	-117.57		
EFT11063	15/04/2016	BUNNINGS GROUP LIMITED	SUPPLY MATERIAL FOR SHIRE PROJECTS. PO 62465	-3659.60		
EFT11064	15/04/2016	CABCHARGE AUSTRALIA LIMITED	CABCHARGE ADMIN FEE MAR 2016	-6.00		
EFT11065	15/04/2016	CANINE CONTROL	RANGER SERVICES ON 29 - 30 MAR16	-3689.99		
EFT11066	15/04/2016	CARROLL AND RICHARDSON - FLAGWORLD PTY LTD	3X AUSTRALIAN FLAGS PLUS GST PLUS DELIVERY	-260.40		
EFT11067	15/04/2016	COCKBURN CEMENT LTD	3 PALLADS RAPID SET CEMENT	-1180.08		
EFT11068	15/04/2016	COMMERCIAL HOTEL MEEKATHARRA	REFRESHMENTS FOR WELCOME TO MEEKA	-736.00		
EFT11069	15/04/2016	COMMERCIAL LOCKSMITHS	DEAD BOLT ON YOUTH CENTRE OFFICE DOOR AND SERVICE MAIN ENTRY DOOR	-209.00		
EFT11070	15/04/2016	COURIER AUSTRALIA	FREIGHT FROM JR&A HERSEY 1/4	-497.36		
EFT11071	15/04/2016	SKIPPER TRANSPORT PARTS (COVS)	HYDRAULIC TRUCK FITTING	-7324.33		
EFT11072	15/04/2016	DINGO DESIGN	MONTHLY COUNCIL NEWS FOR APRIL 2016	-350.00		
EFT11073	15/04/2016	DOWNER EDI WORKS PTY LTD	2 X 1 TONNE BULK BAGS OF 10ML PREMIX	-362.27		
EFT11074	15/04/2016	FARMER JACKS	2X MARQUEES (3X3M) @ \$189.00 EACH FOR THE MEEKATHARRA CEMETERY	-1796.85		
EFT11075	15/04/2016	FRIG TECH SERVICES	REMOVE & REPLACE SPLIT SYSYTEM AIR CON - 3.5KW MITSUBISHI 135 DARLOT STREET PRICE INCLUDES	-1475.00		
EFT11076	15/04/2016	FUJI XEROX AUSTRALIA PTY LTD	PURCHASE OF NETWORK PRINTER/SCANNER AP506885	-20316.74		
EFT11077	15/04/2016	G.C. SALES (W.A.)	X 12 LOCKING POLES	-5170.00		
EFT11078	15/04/2016	GERALDTON FUEL	FUEL CARD PURCHASES MARCH 2016 - WSM	-1636.24		
EFT11079	15/04/2016	GERALDTON MURCHISON FREIGHT (KL & HS KEYNES)	DELIVERY 3 PALLETS FROM GTN FREIGHT LINES	-2959.00		
EFT11080	15/04/2016	GREAT NORTHERN RURAL SERVICE	FITTING FOR DOG WATER TROUGHS	-17.45		
EFT11081	15/04/2016	GROSVENOR GOLD PTY LTD	Rates refund for assessment A6963 P52/1417 NANNINE GOLD FIELD MEEKATHARRA 6642	-353.82		
EFT11082	15/04/2016	HOLCIM (AUSTRALIA) PTY LTD	PO 62037 - 245.96T 14MM SEALING AGGREGATE DELIVERED TO LANDOR ROAD	-107252.08		
EFT11083	15/04/2016	HOLLY'S CLEAN 'N GREEN TRUST	MISC CLEAN MARCH VARIOUS LOCATIONS	-1757.80		
EFT11084	15/04/2016	IXOM OPERATIONS PTY LTD (ORICA)	CHEMICALS FOR MEEKATHARRA SWIMMING POOL	-126.85		
EFT11085	15/04/2016	LANDGATE	TITLE SEARCH LAND ENQUIRY	-184.00		
EFT11086	15/04/2016	MCMAHON BURNETT TRANSPORT	DELIVER CONCRETE PIPES AND CULVERTS FROM TUSS CONCRETE TO MEEKATHARRA SHIRE DEPOT AS	-7232.50		
EFT11087	15/04/2016	MEEKATHARRA CORNER STORE	2X 45KG GAS BOTTLES FOR COMPLEX	-1010.66		
EFT11088	15/04/2016	MEEKATHARRA PREMIX	TO BATCH AND DELIVER CONCRETE AS REQUIRED. PO 61805	-1980.00		
EFT11089	15/04/2016	MOORE STEPHENS (UHY)	SUPERANNUATION WEBINAR FOR DCEO 1/04/16 COMMENCING AT 9:30AM	-220.00		
EFT11090	15/04/2016	MTF SERVICES	11/02/2016 DOCKET 4320 ROAD TRAIN	-332288.00		
EFT11091	15/04/2016	MURCHISON FABRICATION	SUPPLY TROLLEY FOR FRIDGE AND FREEZER AT SPORTING COMPLEX	-880.00		
EFT11092	15/04/2016	PEMCO DIESEL PTY LTD	HELLA 4640	-63.91		
EFT11093	15/04/2016	PERFECT COMPUTER SOLUTIONS PTY LTD (PCS)	CEO COMPUTER SCAN.	-297.50		
EFT11094	15/04/2016	ROYAL FLYING DOCTOR SERVICE	LANDING FEE CONTRIBUTION DECEMBER 2015, JANUARY 2016, FEBRUARY 2016	-21227.52		
EFT11095	15/04/2016	ROYAL MAIL HOTEL	CATERING FOR THE 2016 WELCOME TO MEEKA EVENT	-500.00		
EFT11096	15/04/2016	SIGMA CHEMICALS PTY LTD	5X 20L DRUMS OF POOL WINTERISER	-644.99		
EFT11097	15/04/2016	STATE EMERGENCY SERVICE MEEKATHARRA (SES)	REIMBURSEMENT OF STATE EMERGENCY SERVICES COSTS	-810.89		
EFT11098	15/04/2016	SUNNY SIGN PTY LTD	PROVIDE MANDATORY HAZCHEM SIGNAGE	-501.60		
EFT11099	15/04/2016	TOLL EXPRESS	DELIVERY FROM TOTALLY WORK WEAR	-217.71		
EFT12000	15/04/2016	TOTALLY WORKWEAR GERALDTON (TWW)	UNIFORM ORDER FOR KRYS EAST	-347.18		
EFT12001	15/04/2016	TRENFIELD MOTORS	FLOOD DAMAGE SUPERVISION YOUNG DOWNS ROAD TENDER RFT 12/13-3 13/1/16 - 27/2/16	-30006.61		

MINUTES OF THE ORDINARY COUNCIL MEETING HELD SATURDAY 21 MAY 2016

Page 42

SHIRE OF MEEKATHARRA
Accounts Due and Payed under Delegated Authority and Submitted to Council on the
21-May-16

Chq/EFT	Date	Creditor	Description	MUNICIPAL	AIR BP	TRUST
EFT12002	15/04/2016	TUTT BRYANT EQUIPMENT	STARTER MOTOR PART NUMBER 05712909 BOMAG ROLLER	-1072.61		
EFT12003	15/04/2016	VIDGUARD SECURITY SYSTEMS	MONITORING FEES FROM 01/04/16 TO 30/06/16	-2640.00		
EFT12004	15/04/2016	WA HINO SALES & SERVICE	PURCHASE OF NEW HINO 300 SERIES 717 STEEL ACE REGO 1E2S000 AS PER QUOTATION Q13414*3	-23832.46		
EFT12005	15/04/2016	WELLINGTON ELECTRICAL	COMPREHENSIVE TESTING OF AIRPORT RUNWAY LIGHTING CIRCUIT	-11074.11		
EFT12006	15/04/2016	WESTRAC EQUIPMENT	REPAIRS TO BRAKE SYSTEM AND FUEL SYSTEM ON 950F LOADER AT THE MEEKATHARRA DEPOT BY	-13542.75		
EFT12007	15/04/2016	WINCHESTER INDUSTRIES	75 TONNE 20ML AND 75 TONNE BLUEMETAL	-12138.23		
EFT12008	15/04/2016	KENDLE INVESTMENTS PTY LTD	INSTALL EIGHT CULVERTS ALONG 5 KM SECTION AT LANDOR RD	-37426.62		
EFT12009	15/04/2016	WELLINGTON ELECTRICAL	REPAIR OR REPLACE AND FIT LIGHT IN BEDROOM SPORTING COMPLEX RESIDENCE	-112.20		
EFT12010	29/04/2016	AURUM PUBLISHING	15X PROSPECTING THE MURCHISON BOOKS	-495.00		
EFT12011	29/04/2016	B & E TRENFIELD	TOWN MAINTENANCE CONTRACT	-11102.56		
EFT12012	29/04/2016	BAC PEFA MEDICALS PTY LTD	PRE-EMPLOYMENT MEDICAL ASSESSMENT GAVIN BLACK	-176.00		
EFT12013	29/04/2016	BLACKTOP MATERIALS ENGINEERING PTY LTD	COMPACTION TESTING .52 PER KILOMETER MOBE/DEMOBE AND 12 TESTS @ \$220 PER TEST	-5775.00		
EFT12014	29/04/2016	BUNNINGS GROUP LIMITED	SUPPLY BUILDING MATERIALS FOR SPORT COMPLEX RESIDENTS AND CONSULTANT QUARTERS AS PER	-2988.56		
EFT12015	29/04/2016	BYRNE CASH ENTERPRISES (G&T FAMILY TRUST)	DOMESTIC RUBBISH COLLECTION APRIL 2016	-17249.66		
EFT12016	29/04/2016	CANINE CONTROL	RANGER SERVICES ON 1 - 2 APR 16	-3689.99		
EFT12017	29/04/2016	CHILD SUPPORT AGENCY	Payroll deductions	-562.49		
EFT12018	29/04/2016	COURIER AUSTRALIA	FREIGHT FROM TUTT BRYANT 12/4/16	-153.25		
EFT12019	29/04/2016	DULUX TRADE CENTRE	PAINT FOR STEPS SHIRE HALL	-840.00		
EFT12020	29/04/2016	EP DRAFFIN MANUFACTURING PTY LTD	CURVED SEATING FOR REVITALISATION PROJECT (3)	-10770.93		
EFT12021	29/04/2016	GERALDTON MURCHISON FREIGHT (KL & HS KEYNES)	FREIGHT AND DELIVERY COSTS	-759.00		
EFT12022	29/04/2016	HAULMORE TRAILERS SALES PTY LTD	DIVERTER VALVE X ONE	-435.60		
EFT12023	29/04/2016	HOLCIM (AUSTRALIA) PTY LTD	GERALDTON QUARRY 10MM SEALING AGG X2 PO 62038	-16338.33		
EFT12024	29/04/2016	HOWDEN CONTRACTING AND TRANSPORT	PLANT OPERATING AND SURVEY WORK ON LANDOR ROAD 4/4/16 - 7/4/16	-15325.75		
EFT12026	29/04/2016	JOHN D CLARK	REPAINT ALL SURFACES UNIT 1/16 REGAN AS PER RFQ	-5000.00		
EFT12028	29/04/2016	JR & A HERSEY PTY LTD	BS6896 LS Y/N TAPED VENTED TAPED SHIRTS SIZES AS PER SPREAD SHEET	-3692.55		
EFT12029	29/04/2016	LGRCEU (FORMERLEY) MUNICIPAL EMPLOYEES UNION	Payroll deductions	-38.80		
EFT12030	29/04/2016	MACDONALD, DAVID	REIMBURSEMENT FOR DAVID, WORKING WITH CHILDREN CHECK	-82.00		
EFT12031	29/04/2016	MARK SMITH PTY LTD	CARRY OUT PLUMBING WORK AS PER QUOTE 9996	-2166.16		
EFT12032	29/04/2016	MCCLYMONT, ROY	REIMBURSEMENT FOR ROY, UNIFORM PANTS	-236.85		
EFT12033	29/04/2016	MTF SERVICES	10/3/16 DOCKET 4288 ROAD TRAIN	-296610.60		
EFT12034	29/04/2016	MURCHISON CARPENTRY	SUPPLY AND FINISH CONCRETE FOOTINGS FOR OVAL LIGHTS	-10912.00		
EFT12035	29/04/2016	MURCHISON FABRICATION	SUPPLY AND CONSTRUCT TOILET BLOCK AS PER RFQ DESIGN AND YOUR QUOTE 0045	-24422.72		
EFT12036	29/04/2016	NETREGISTRY PTY LTD	RENEWAL OF MEEKATHARRA.WA.GOV.AU FROM 17/05/2016 - 17/05/2018	-95.70		
EFT12037	29/04/2016	NICHOLS H.J.	MEETING FEE OCM & HBTP MEETING ON 16 APR 16	-300.00		
EFT12038	29/04/2016	NORTHAMPTON GRADER HIRE	COMMENCE REFORM AND RESHEET INCL. GRADING - ASHBURTON DOWNS ROAD	-42625.00		
EFT12039	29/04/2016	OCLC (UK) LTD	AMLIB ANNUAL MAINTENANCE	-1424.54		
EFT12040	29/04/2016	PARKER ALUMINIUM WINDOWS	SUPPLY AND INSTALL SAFTEY GLASS AT SPORTING COMPLEX AS PER YOUR QUOTE	-11627.00		
EFT12041	29/04/2016	PATHWEST MEEKATHARRA	DRUG & ALCOHOL SCREENING-PRE EMPLOYMENT FOR ROBERT MORTON	-35.00		
EFT12042	29/04/2016	PERFECT COMPUTER SOLUTIONS PTY LTD (PCS)	2X 1920X1080 MONITORS WITH INBUILT SPEAKERS & 3 YR WARRANTY-ONE FOR CDO & ONE AS SPARE	-590.00		
EFT12043	29/04/2016	PETER SHANE CLANCY	MEETING FEE OCM & HBTP MEETING ON 16 APR 16	-300.00		
EFT12044	29/04/2016	PHILLIP WAYNE CURLEY	MEETING FEE OCM MEETING ON 16 APR 16	-200.00		
EFT12045	29/04/2016	SADLEIRS-NEXUS LOGISTICS	FREIGHT AND DELIVERY COSTS	-219.31		
EFT12046	29/04/2016	SHORELINE OUTDOOR WORLD	2 X FENCING SHEETS CLASSIC CREAM FOR 87 MAIN ST	-41.14		
EFT12047	29/04/2016	T J SULLIVAN CRANE HIRE	CRANE HIRE TO ERECT LIGHTING TOWERS AT TOWN OVAL	-2200.00		
EFT12048	29/04/2016	T-QUIP	VACUUM CHUTE WHEEL	-403.15		
EFT12049	29/04/2016	THE HONDA SHOP	HONDA HP15A GX200 FIRE FIGHTER	-799.00		

MINUTES OF THE ORDINARY COUNCIL MEETING HELD SATURDAY 21 MAY 2016

Page 43

SHIRE OF MEEKATHARRA
Accounts Due and Payed under Delegated Authority and Submitted to Council on the
21-May-16

Chq/EFT	Date	Creditor	Description	MUNICIPAL	AIR BP	TRUST
EFT12050	29/04/2016	TRENFIELD, NORMAN	MEETING FEE OCM & HBTP MEETING ON 16 APR 16	-400.00		
EFT12051	29/04/2016	TRISSET BOSS PTY LTD	3000 RATE NOTICES + CHANGES	-2827.00		
EFT12052	29/04/2016	TUTT BRYANT EQUIPMENT	OIL PAN GASKET	-140.76		
EFT12053	29/04/2016	VIDGUARD SECURITY SYSTEMS	PURCHASE 100 GYM SWIPECARDS - NUMBERS 101-200.	-598.01		
EFT12054	29/04/2016	WA COUNTRY HEALTH SERVICE (MEEKATHARRA GP	PRE-EMPLOYMENT MEDICAL FOR TREVOR PAY	-198.00		
EFT12055	29/04/2016	WELLINGTON ELECTRICAL	SUPPLY AND INSTALL ELECTRICAL WORKS AS PER RFQ AND QUOTE 2159 THIS IS TO INCLUDE TAPE AND	-26016.08		
EFT12056	29/04/2016	WESTRAC EQUIPMENT	RESEAL LIFT TILT AND STEERING , REPLACE PINS AND BUSHES	-16428.56		
EFT12057	29/04/2016	HOLCIM (AUSTRALIA) PTY LTD	GERALDTON WA QUARRY 10MM SEALING AGG PO 62036	-7861.82		
EFT12058	29/04/2016	HOWDEN, ROSS K	MEETING ATTENDANCE FEE 16 APR 16	-313.16		
EFT12059	29/04/2016	JOKAPHINE SUPER FUND	PAYROLL DEDUCTIONS	-2719.80		
EFT12060	29/04/2016	NGE NORTHERN GOLDFIELDS EARTHMOVING	INSTALL NEW GRID ON MINGAH SPRINGS ROAD 21/3/16	-317960.50		
25319	15/04/2016	AUSTRALIAN COMMUNICATIONS AND MEDIA AUTHORITY	APPARATUS LICENCE RENEWAL - JH BEE BP FUEL CONTRACTOR 388115/1	-129.00		
25320	15/04/2016	BONANZA INGLEWOOD	VIPONDS TAUTFLEX PAINT FOR 'BANNERS IN THE TERRACE' COMPETITION 2016	-410.10		
25321	15/04/2016	CAZALYRESOURCES LTD	Rates refund for assessment A7368 E52/3020 PEAK HILL GOLD FIELD MEEKATHARRA WA 6642	-196.04		
25322	15/04/2016	DORAY MINERALS LIMITED	Rates refund for assessment A7525 P51/2847 NANNINE GOLD FIELD MEEKATHARRA WA 6642	-3135.82		
25323	15/04/2016	EMERGENT RESOURCES LIMITED	Rates refund for assessment A6742 E52/2559 NANNINE GOLD FIELD NANNINE	-915.88		
25324	15/04/2016	HORIZON POWER	ELECTRICITY CHARGES 01/03/2016 TO 31/03/2016	-11085.65		
25325	15/04/2016	KUMARINA RESOURCES PTY LTD	Rates refund for assessment A6496 E52/2274 NANNINE GOLD FIELD MEEKATHARRA WA 6642	-188.01		
25326	15/04/2016	MINERAL AND GOLD RESOURCES OF AUSTRALIA PTY LTD	Rates refund for assessment A7629 E52/3281 NANNINE GOLD FIELD MEEKATHARRA WA 6642	-755.45		
25327	15/04/2016	MONTEZUMA MINING COMPANY LTD	Rates refund for assessment A6909 E52/2658 PEAK HILL GOLD FIELD MEEKATHARRA 6642	-1668.33		
25328	15/04/2016	TELSTRA CORPORATION LIMITED	MOBILE CHARGES MARCH 2016 - DEPOT	-246.09		
25329	29/04/2016	DEPARTMENT OF TRANSPORT	TRANSFER FEE FOR 1EZK173 - BFB LIGHT TANKER	-33.50		
25330	29/04/2016	HORIZON POWER	ELECTRICITY CHARGES 13/2/16 - 14/4/16	-28805.02		
25331	29/04/2016	PIVOTEL SATELLITE PTY LTD - GLOBAL STAR	SATELLITE PHONE	-591.67		
25332	29/04/2016	SHIRE OF MEEKATHARRA	Payroll deductions	-1042.03		
25333	29/04/2016	TELSTRA CORPORATION LIMITED	LANDLINE CHARGES APRIL 2016 - ADMIN	-3097.64		
25334	29/04/2016	WATER CORPORATION	WATER CHARGES - 10/2/16 - 13/4/16	-9956.51		
25335	29/04/2016	WESTNET PTY LTD	INTERNET	-219.80		
DD11542.1	06/04/2016	WA SUPER	Payroll deductions	-6858.39		
DD11542.2	06/04/2016	BT SUPER FOR LIFE	Superannuation contributions	-934.71		
DD11542.3	06/04/2016	COMMONWEALTH ESSENTIAL SUPER	Superannuation contributions	-308.58		
DD11542.4	06/04/2016	TAL LIFE LIMITED	Superannuation contributions	-170.65		
DD11542.5	06/04/2016	AUSTRALIAN SUPER	Superannuation contributions	-95.24		
DD11542.6	06/04/2016	HOSSTPLUS	Superannuation contributions	-110.28		
DD11542.7	06/04/2016	CBUS ADMINISTRATION	Superannuation contributions	-200.96		
DD11559.1	20/04/2016	WESTPAC CREDIT CARD	PO 62450 - 13 GEOLOGICAL MAPS FROM DEPT MINES	-143.00		
DD11561.1	20/04/2016	WA SUPER	Payroll deductions	-7305.70		
DD11561.2	20/04/2016	BT SUPER FOR LIFE	Superannuation contributions	-997.22		
DD11561.3	20/04/2016	HOSSTPLUS	Superannuation contributions	-293.66		
DD11561.4	20/04/2016	TAL LIFE LIMITED	Superannuation contributions	-172.21		
DD11561.5	20/04/2016	AUSTRALIAN SUPER	Superannuation contributions	-152.00		
DD11561.6	20/04/2016	CBUS ADMINISTRATION	Superannuation contributions	-224.76		
DD11564.1	21/04/2016	BP OIL (AIR BP)	MARCH 2016 AVGAS PURCHASES (DUE 21/APRIL/2016)		-2371.73	
				MUNICIPAL ACCOUNT -\$	1,675,071.78	
				AIR BP ACCOUNT -\$	2,371.73	
				TRUST ACCOUNT \$	-	

THIS SCHEDULE OF ACCOUNTS PAID UNDER DELEGATED AUTHORITY COVERS:

MINUTES OF THE ORDINARY COUNCIL MEETING HELD SATURDAY 21 MAY 2016

Page 44

SHIRE OF MEEKATHARRA

Accounts Due and Payed under Delegated Authority and Submitted to Council on the
21-May-16


Chq/EFT	Date	Creditor	Description	MUNICIPAL	AIR BP	TRUST
---------	------	----------	-------------	-----------	--------	-------


-\$ 1,677,443.51

TOTALLING \$1,677,443.51 AND WAS SUBMITTED TO EACH MEMBER OF COUNCIL ON THE 14/11/2015 AND WHICH HAVE BEEN DULY CERTIFIED AS TO THE RECEIPT OF GOODS AND THE RETENTION OF SERVICES AS TO THE COSTING AND ARE AMOUNTS PAID.

ROY McClymont
CHIEF EXECUTIVE OFFICER

Title/Subject:	MATERIAL VARIANCE FOR FINANCIAL REPORTING PURPOSES
Agenda/Minute Number:	9.2.4
Applicant:	Nil
File Ref:	ADM 0171
Disclosure of Interest:	Nil
Date of Report:	21 April 2016
Author:	Krys East Corporate Services Manager/ Deputy Chief Executive Officer
Senior Officer:	Roy McClymont Chief Executive Officer


Signature of Author


Signature Senior Officer

Summary/Matter for Consideration:

This report recommends the adoption of Material Variance's for Financial Reporting purposes for the 2016/2017 financial year.

Attachments:

Nil

Background:

At least once every financial year Council is to adopt a material variance percentage and/or dollar amount that is then used in reporting material variances in the subsequent financial statements

Comment:

Council since 2008/2009 have been using a dual material variance reporting limit of 10% or \$10,000. This allows for small and immaterial variances to be ignored.

For example, if there was a budgeted amount of \$8,000 for swimming pool entrance fees equating to a monthly budget of \$1,000 and the pool was only receipting \$900 per month then we would have to report, as part of the financial statement, a material variance as the pool income was under budget by 10%. However with the "or \$10,000" rider, this variance would be deemed as not a material variance, which, taken as part of the budget as a whole, it isn't.

Consultation:

Roy McClymont – Chief Executive Officer

Statutory Environment:

Local Government (Financial Management) Regulations 1996, reg 34 (5)
Accounting Standard - AASB 1031 - Materiality

Policy Implications:

Nil

Budget/Financial Implications:

Nil

Strategic Implications:

Nil

Voting Requirements:

Simple Majority



Officers Recommendation / Council Resolution:

Moved: Cr HJ Nichols

Seconded: Cr PW Curley

That Council adopts a material variance limit of 10% or \$10,000 for the 2016/17 financial year.

CARRIED 5/0

Title/Subject:	SCHEDULE OF FEES & CHARGES – NEW CHARGES FOR OVAL LIGHTS & WATER USAGE
Agenda/Minute Number:	9.2.5
Applicant:	Nil
File Ref:	ADM 0242
Disclosure of Interest:	Nil
Date of Report:	7 April 2016
Author:	Krys East Corporate Services Manager/DCEO
	
	<i>Signature of Author</i>
Senior Officer:	Roy McClymont Chief Executive Officer
	
	<i>Signature Senior Officer</i>

Summary/Matter for Consideration:

This report presents further information to Council for its consideration in regards to including a ‘Standpipe Water Usage’ charge and a new charge for ‘Oval Lights’.

Attachments:

Nil

Background:

At the OCM held on April 2016 staff presented to Council that consideration be given to introducing a Standpipe Water Usage charge in the Schedule of Fees and Charges.

“Standpipe Water

Council’s last water bill at the shire depot has been very high (\$5,615 as opposed to the usual average of \$350 (for two months)) due to a high volume of water being taken through the standpipe for various construction jobs. Currently there are no adopted fees and charges that would allow Council to recoup these costs. To enable recovery of these costs in future it is suggested to adopt a fee per kilolitre as well as a minimum charge (for small one-off purchases) and an admin charge (for ongoing purchases that require invoicing). It could either work on an honour system basis by which people would notify us of how many litres they’re going to take, or it could work by way of staff operating the standpipe on behalf of the customer. This would provide greater control but would also incur labour costs. Staff suggest starting with an honour system. Should the honour system be abused then procedures could always be changed later on. It is recommended that a policy be drafted to outline the procedures in relation to this if Council wish to adopt a standpipe water charge.”

Council requested staff provide them with various options and costs at the May 2016 OCM.

Additionally, oval lights have now been installed and are operating. Consideration should be given to including a charge for 'Oval Lights' in the 2016/17 Schedule of Fees and Charges for when the lights are used in conjunction with oval hire.

Comment:

Standpipe Water Usage

Various options have been looked at with the most extreme option being a bowser style system which is controlled by remote from the depot/administration office or other location. The control station would enter predetermined litres and the bowser would cease to function when the required number of litres is reached. Staff would then take payment for the number of litres taken. A ball park figure given by Great Northern Rural for this sort of system is \$100,000. This would be the most effective but could be an extreme option with this expense not being justifiable.

A \$7,000 meter could be installed which would monitor the litres that pass through. However without somebody on site there would be no benefit unless honesty could be guaranteed by those taking advantage of this service and the meter has to be physically reset each time.

The meter system combined with a keypad access system (\$800) may be the best solution. It would be possible to then issue access codes to authorised users who have unrestricted use and possibly codes be given to approved applicants to allow one-off use (this hasn't been ascertained for certain and would need further investigation with an expected increase in cost). Again somebody would need to accompany the person filling up to read the meter or trust that the meter reading provided by the consumer is correct.

None of these systems seem ideal.

It is worth noting that since August 2014 the average for a 2 month water bill has been \$350 for water usage with bills ranging from \$78.20 to \$628.27. The service charge is discounted back therefore is \$0.

The most recent water bill for the February 2016 – April 2016 period was for \$1,435.74 as opposed to \$5,615 for the previous period. While this is significantly reduced it is still higher than normal and possibly still includes consumption by the user that previously incurred the higher water bill for the shire. This consumer is likely to still require a high volume of water to complete further earthworks and also concreting works.

Businesses/companies that intend to utilise the standpipe and draw down a high number of litres of water, in the past have called the shire office prior to use to clarify the cost and been advised that there was no charge. This includes the recent high water consumers which indicated their initial intention of paying.

As no real satisfactory cost effective solution can be found for the users of our standpipe another option could be to install a sign advising businesses that charges for large/regular water withdrawals do apply and to contact the shire/depot prior to filling up.

Water Corporation currently charges \$2.1590 per kilolitre (kl). This is the standard business rate and does not increase or decrease with kl's used. 20,000 litres would therefore cost the shire \$43.18.

A possibility would be for businesses/companies that irregularly utilise the standpipe and are unlikely to drawdown more than 20,000 litres per financial year – no charge. For those who use or are likely to use over 20kls per fiscal year (as determined by the CEO) a rate of \$50.00 per 20 kl would go some way to covering costs, ensuring that time is not wasted on recouping from small users and ratepayers are not paying for businesses to operate.

It is also suggest that a locked box be installed over the lever at a cost of approximately \$500. People would need to get a key from the office during office hours and office staff would keep a register showing pertinent details including the number of litres taken. As there is already the Water Corporation meter this could be used to do random spot checks on litres if required, therefore negating the expense of adding an additional flow meter. Whilst this may be troublesome for people who require water on the weekends or out of hours, having access to free/accessible water should compensate them for the inconvenience.

The use of a cyberlock with cyberkey access would prevent people from copying the key or retaining the key for extended periods as the key is programmed by office staff with a valid time frame that is applicable. If a person came in and required 10,000 litres and they were going to be getting it within the next 24 hours the key would only allow access for the 24 hours. The key would not open the lock after the 24 hour period. Also if a person planned on getting water over the weekend the key could be programmed to work between Friday afternoon and Monday morning. Obviously there are ways people can get around this such as simply not replacing the lock so is not foolproof.

A further benefit of having the locked box installed is that on occasion the lever has been deliberately turned on/left on and water has flowed down onto the ground for a period of time. Over the weekend it can be for a considerable number of hours before it is noticed and action is taken to turn off the lever. The locked box may prevent this from occurring.

Oval Lights

Based on our unit price charged by Horizon Power and how many units the lights consume which is 32 kw per hour, it will cost council between \$18 - \$20 per hour to have these lights on. It is suggested that hirers of the oval who require lighting are charged \$25 per hour to cover the cost. This is twice the charge of the Tennis and Basketball lights.

Consultation:

Roy McClymont – Chief Executive Officer
Administration Staff

Statutory Environment:

Local Government Act 1995 section 6.16 allows for the setting of the Schedule of Fees & Charges.

“6.16. Imposition of fees and charges

- (1) *A local government may impose* and recover a fee or charge for any goods or service it provides or proposes to provide, other than a service for which a service charge is imposed.*

** Absolute majority required.*

- (2) *A fee or charge may be imposed for the following —*

- (a) providing the use of, or allowing admission to, any property or facility wholly or partly owned, controlled, managed or maintained by the local government;*
- (b) supplying a service or carrying out work at the request of a person;*
- (c) subject to section 5.94, providing information from local government records;*
- (d) receiving an application for approval, granting an approval, making an inspection and issuing a licence, permit, authorisation or certificate;*
- (e) supplying goods;*
- (f) such other service as may be prescribed.*

(3) Fees and charges are to be imposed when adopting the annual budget but may be —

- (a) imposed* during a financial year; and*
- (b) amended* from time to time during a financial year.*

** Absolute majority required.*

6.17. Setting level of fees and charges

(1) In determining the amount of a fee or charge for a service or for goods a local government is required to take into consideration the following factors —

- (a) the cost to the local government of providing the service or goods; and*
- (b) the importance of the service or goods to the community; and*
- (c) the price at which the service or goods could be provided by an alternative provider.*

(2) A higher fee or charge or additional fee or charge may be imposed for an expedited service or supply of goods if it is requested that the service or goods be provided urgently.

(3) The basis for determining a fee or charge is not to be limited to the cost of providing the service or goods other than a service —

- (a) under section 5.96; or*
- (b) under section 6.16(2)(d); or*
- (c) prescribed under section 6.16(2)(f), where the regulation prescribing the service also specifies that such a limit is to apply to the fee or charge for the service.*

(4) Regulations may —

- (a) prohibit the imposition of a fee or charge in prescribed circumstances; or*
- (b) limit the amount of a fee or charge in prescribed circumstances.*

6.18. Effect of other written laws

(1) If the amount of a fee or charge for a service or for goods is determined under another written law a local government may not —

- (a) determine an amount that is inconsistent with the amount determined under the other written law; or*
- (b) charge a fee or charge in addition to the amount determined by or under the other written law.*

(2) *A local government is not to impose a fee or charge for a service or goods under this Act if the imposition of a fee or charge for the service or goods is prohibited under another written law.*

6.19. *Local government to give notice of fees and charges*

If a local government wishes to impose any fees or charges under this Subdivision after the annual budget has been adopted it must, before introducing the fees or charges, give local public notice of—

(a) its intention to do so; and

(b) the date from which it is proposed the fees or charges will be imposed.”

Policy Implications:

Nil

Financial Implications:

The Schedule of Fees and Charges allows Council to recoup some of the costs it incurs while performing its functions. The Schedule of Fees and Charges are adopted as part of the Annual Budget.

Strategic Implications:

Nil

Voting Requirements:

Simple Majority

Officers Recommendation:

That Council resolve that the following two new charges be included in the 2016/17 Draft Schedule of Fees and Charges as per the following table:

STANDPIPE WATER

	Charge	GST	Total
Standpipe Water (non-potable)			
For consumers of less than 20,000 litres per financial year	NO CHARGE		
*For consumers of over 20,000 litres per financial year	Per Kl		Per Kl
Charge is calculated at the Water Corporation Charge plus 100%. Currently \$2.159 x 2 = \$4.318 per kilolitre (1,000 litres) ie 20,000 litres will be charged 20 x 4.318 = \$86.36	4.318		4.318
* on application to the CEO. Consumers to advise of quantity taken each time to allow for the appropriate charge to be applied			

SPORTS COMPLEX

Oval Lights	- per hour	22.28	2.72	25.00
-------------	------------	-------	------	-------

and;

- a locked box over the lever be installed at the standpipe with the key being retained at the administration office
- the final draft of the 2016/17 Schedule of Fees and Charges to be presented to Council for adoption at the same Ordinary Council meeting that Council will be adopting the Annual Budget for 2016/17 to be effective as of 1st July 2016.

Council Resolution:

Moved: Cr HJ Nichols

Seconded: Cr PW Curley

That Council resolve that the following two new charges be included in the 2016/17 Draft Schedule of Fees and Charges as per the following table:

<u>STANDPIPE WATER</u>		<i>Charge</i>	<i>GST</i>	<i>Total</i>
Standpipe Water (non-potable)				
	For consumers of less than 20,000 litres per financial year	NO CHARGE		
	*For consumers of over 20,000 litres per financial year	Per Kl		Per Kl
	Charge is calculated at the Water Corporation Charge plus 100%. Currently \$2.159 x 2 = \$4.318 per kilolitre (1,000 litres) ie 20,000 litres will be charged 20 x 4.318 = \$86.36	4.318		4.318
	<i>* on application to the CEO. Consumers to advise of quantity taken each time to allow for the appropriate charge to be applied</i>			
<u>SPORTS COMPLEX</u>				
Oval Lights	- per hour	0.91	0.09	1.00



and;

- the final draft of the 2016/17 Schedule of Fees and Charges to be presented to Council for adoption at the same Ordinary Council meeting that Council will be adopting the Annual Budget for 2016/17 to be effective as of 1st July 2016.

CARRIED 4/1

Reason for Resolution Differing from Officers Recommendation:

Council encourages use of Shire facilities. Setting a charge of \$1.00 per hour for Oval Lights Council will be able to assess the community use without cost being a deterrent to the hire of this facility. A locked box over the stand pipe valve was not considered necessary.

Title/Subject:	COUNCIL UTILITIES
Agenda/Minute Number:	9.2.6
Applicant:	Nil
File Ref:	P371 and P426
Disclosure of Interest:	Nil
Date of Report:	11 May 2016
Author:	Krys East Corporate Services Manager/DCEO
	
	<i>Signature of Author</i>
Senior Officer:	Roy McClymont Chief Executive Officer
	
	<i>Signature Senior Officer</i>

Summary/Matter for Consideration:

Council to consider amending the 2015/16 Adopted budget to allow for disposing of P371 2003 Toyota Hilux 4.2 Work Mate (1BLM826) and retaining P426 2010 Mazda BT-50 4 x 2 (1DLW348).

Attachments:

Nil

Background:

In the adopted 2015/16 budget Council resolved to dispose of P426 2010 Mazda BT-50 4 x 2 (1DLW348) which is currently being used by the Operations Officer, John Watson-Bates. This vehicle is in good condition and has done 25,000 kms.

Comment:

The casual Handyman is using the 2003 Hilux Ute Rego 1BLM 826. The odometer reading is 53,486 km. This ute operates on ULP and is the only shire owned vehicle that does. This vehicle does not require any major repairs and has only done low kilometres but is getting old. To retain the best vehicle fleet, Council may wish to dispose of this vehicle instead of P426. P426 if retained would then be utilised by the Handyman.

The Youth, Sport and Recreation Officer was also approached regarding disposing his vehicle and replacing it with the other 2010 Mazda BT-50 4 x 2 (1DLW347) P425 which is also to be disposed of this financial year. The vehicle he currently uses the 2005 Holden Rodeo P385 (MK3685) odometer reading of 64,000 kms. This vehicle has a king cab which suits his purpose as it is a relatively safe area to store sporting items. If it is decided to dispose of the Rodeo and allocate the Mazda BT-50 to the Youth, Sport and Recreation Officer, it is requested that an allocation be given to provide safe storage on the back of this Ute, such as a storage box. The storage box that is on the 2012 Toyota Hilux (1EOU688) P455, Leading Hand's ute, cost just over \$3,000 in 2012.

If both P426 and P425 are to be retained for replacing P371 and P385 then it is suggested that P425 is allocated to the Handyman and P426 is allocated to the Youth, Sport and Recreation Officer.

Consultation:

John Dyer - Works and Services Manager

Geoff Carberry - Community Development & Services Manager

David Macdonald – Project Officer

Statutory Environment:

Local Government Act 1995 and (Functions and General) Regulations 1996

Policy Implications:

Council purchasing policies.

Budget/Financial Implications:

Potential under budget income due to the sale of P371 and/or P385 unlikely to achieve the budgeted income of \$12,000 for the sale of one of the BT-50 utes that staff had budgeted for.

Voting Requirements:

Absolute Majority

Officers Recommendation / Council Resolution:


Moved: Cr PW Curley

Seconded: Cr AJ Binsiar

That Council:

- **amends the 2015/16 budget to dispose of P371 2003 Toyota Hilux 4.2 Work Mate (1BLM826);**
- **retains P426 2010 Mazda BT-50 4 x 2 (1DLW348) to be used by the casual Handyman.**

**CARRIED 5/0
BY AN ABSOLUTE MAJORITY**

Title/Subject:	2016/2017 DRAFT MANAGEMENT BUDGET
Agenda/Minute Number:	9.2.7
Applicant:	Nil
File Ref:	ADM 0242
Disclosure of Interest:	Nil
Date of Report:	3 May 2016
Author:	Krys East Deputy Chief Executive Officer
	 <i>Signature of Author</i>
Senior Officer:	Roy McClymont Chief Executive Officer
	 <i>Signature Senior Officer</i>

Summary/Matter for Consideration:

This report presents the 2016/17 Draft Management Budget to Council for its consideration.

Attachments:

2016/17 Draft Management Budget – Provided separately 13 May 2016

2016/17 Projects Summary – Provided separately 13 May 2016

2016/17 Supporting Documentation – Provided separately 13 May 2016

Background:

Every year Council is required to adopt a budget for that financial year.

Comment:

The Draft Management Budget for the financial year 2016/2017 is presented for Council's consideration and amendment. Once accepted will lead to the production of the Statutory Budget for the same period.

The Draft Management Budget contains projects that have been identified as required in adopted plans. These include the Corporate Business Plan, Long Term Financial Plan, Workforce Plan, various Asset Management Plans, Plant Replacement Plan and Meekatharra Revitalisation Plan.

Consultation:

Roy McClymont – Chief Executive Officer

All Councilors

All Internal & External Staff

Statutory Environment:

Division 6 of the Local Government Act 1995 and associated Regulations requires a Local Government to prepare and adopt a budget for its Municipal Fund.

Policy Implications:

Nil

Budget/Financial Implications:

The Annual Budget details all income and expenditure for the forth coming financial year.

Strategic Implications:

Integrated Planning and Reporting Plans and Strategies
Meekatharra Revitalisation Plan

Prior to the meeting:

A budget information session was held on Friday 20 May 2016 and commenced at 3:00pm in the Council Chambers. The Chief Executive Officer, Deputy Chief Executive Officer, Community Development Services Manager, Project Officer, Cr NL Trenfield, Cr DK Hodder, Cr AJ Binsiar and Cr PW Curley attended this session to discuss items included in the Draft Budget.

Voting Requirements:

Absolute Majority

Officers Recommendations/Council Resolution:

Moved: Cr DK Hodder



Seconded: Cr PW Curley

That Council receives the 2016/2017 Draft Management Budget as presented and make any additions, deletions or modifications as it sees fit in preparation for the adoption of the Statutory Budget.

**CARRIED 5/0
BY AN ABSOLUTE MAJORITY**

Cr DK Hodder left the meeting at 10:10am

Cr DK Hodder returned to the meeting at 10:12am

Title/Subject:	BUDGET REVIEW – ADDITIONAL INFORMATION	
Agenda/Minute Number:	9.2.8	
Applicant:	Nil	
File Ref:	ADM 0241	
Disclosure of Interest:	Nil	
Date of Report:	10 May 2016	
Author:	Roy McClymont Chief Executive Officer	 <i>Signature of Author</i>
Senior Officer:	Roy McClymont Chief Executive Officer	 <i>Signature Senior Officer</i>

Summary/Matter for Consideration:

Council may consider further information as requested at the Budget Review.

Attachments:

Information on Australian Flag, Aboriginal Flag, Torres Strait Islander flag and Flag of Western Australia.

Background:

At the budget review meeting on 17 October 2015, Council requested further information on some items including completion of the Mechanical Pit electrical works (\$15,000), installation of a Petrol and Oil Separator (\$20,000) and 2 new flag poles (\$6,000)

Comment:

Mechanical Pit Electrical Works and Petrol and Oil Separator

Works and Services Manager, John Dyer will provide further information, including costing and installation details, on the Mechanical Pit electrical works (\$15,000) and installation of a Petrol and Oil Separator (\$20,000) to a future Council meeting: It is requested that these items be carried over into the 2016/17 budget (subject to Council's budget approval).

Additional Flag Poles

In the lead up to NAIDOC week last year a group of Meekatharra residents who formed a NAIDOC committee (membership not identified) made a number of requests to Council including a request to erect two more flag poles at the Shire Offices "... so all three Australian flags can be flown (Australian, Aboriginal and Torres Strait Islander)". The email request was "signed" by Katie Bennett and Elaine King. During NAIDOC week 2015 Council permitted (against strict protocols) the Aboriginal Flag to be flown on the Shire Office flag pole. This was much appreciated by local aboriginal people.

During the budget review, Council requested further information on the potential installation of two more flag poles at the front of the Shire Office and the requirements and protocols under this scenario.

There is no law, protocol or requirement for Council to fly anything other than the Australian Flag at its office. None of our neighbouring shires fly the Torres Straight Island flag and only two of our eight near neighbours fly the Aboriginal Flag on a daily basis (six neighbouring shires fly the

Australian Flag only – like Meekatharra). Research indicates that most Shires in the Mid West Region fly the Australian Flag only with only one Shire and the City of Geraldton Greenough (with 4 flag poles) fly the Aboriginal Flag on a regular basis.

The Torres Strait Islands lie immediately north of Cape York between far north Queensland and Papua New Guinea. These islands are over 3000 kilometres from Meekatharra in a direct line. Geographic distance suggests that the Torres Strait Island people would have had very little traditional presence, influence or cultural impact in the Meekatharra Shire area. However staff have not researched this in any detail. Aboriginal and Torres Strait Islander people made up 32.8% (451) of the population of the Meekatharra Shire at the 2011 Census. The 2011 population of the Torres Strait Islands was 4,248.

The main protocols for flags require that the Australian Flag be most prominent.

The Australian National Flag takes precedence in Australia over all other flags when it is flown in company with other flags. Thereafter when flown in the community the order of precedence of flags is:

2. National Flag of other nations
3. State and Territory Flags
4. Other Flags prescribed by the Flags Act 1953 including; the Australian Aboriginal Flag and the Torres Strait Islander Flag in either order; and the Defence ensigns
5. Ensigns and pennants – local government, Commonwealth, state and territory agencies; non-government organisations.

Therefore, should Council resolve to erect two more flag poles, Staff recommend that the flags to be flown on a daily basis, during normal business hours, be the Australian National Flag, the Western Australia State Flag and the Australian Aboriginal Flag and that only these three flags be flown on all occasions (including Australia Day, Harmony Day, Anzac Day, National Reconciliation Week, the Queens Birthday, NAIDOC Week, National Flag Day, Citizenship Day, United Nations Day and Remembrance Day) except that all three flags be flown at half-mast when required in accordance with flag protocols. This is recommended for reasons of protocol compliance, simplicity and clarity.

Council may of course choose to install more or less than two additional flag poles or none at all.

Apart from the request received last year, Council has not received any other input or requests from local people as to their wishes or suggestions in terms of flags to be flown at the Shire Offices. Council could seek public comment and/or consult with the Meekatharra Aboriginal Reference Group on this matter.

Consultation:

Nil

Statutory Environment:

Nil

Policy Implications:

Nil

Budget/Financial Implications:

The amended budget provides \$6,000 for two flag poles.

Strategic Implications:

Nil

Voting Requirements:

Simple Majority

Officers Recommended Options:

Option A

That Council continues to follow what is established normal practice for most small and medium sized shire councils by maintaining a single flag pole on which is flown the Australian National Flag during normal business hours and that any requests to fly other flags on the flag pole are to be considered by Council on merit and with due consideration of flag protocols at the time.

OR

Option B

That Council erects two additional flag poles at the front of the Shire Office and that the flags to be flown on a daily basis, during normal business hours, shall be the Australian National Flag, the Western Australia State Flag and the Australian Aboriginal Flag and that these three flags be flown on all occasions (including Australia Day, Harmony Day, Anzac Day, National Reconciliation Week, the Queens Birthday, NAIDOC Week, National Flag Day, Citizenship Day, United Nations Day and Remembrance Day) except that all three flags be flown at half-mast when required in accordance with flag protocols.

Council Resolution:

Moved: Cr DK Hodder

Seconded: Cr AJ Binsiar

That Council adopts "Option B" as presented.

CARRIED 5/0



Australian National Flag

The Australian National Flag is Australia's foremost national symbol. The flag was first flown in 1901 and has become an expression of Australian identity and pride.

The flag is an important part of national occasions such as Australia Day, Anzac Day, and Australian National Flag Day.

About the Australian National Flag

The Australian National Flag has three elements on a blue background. The Union Jack in the upper left corner (or canton) acknowledges Australia's historical links with the United Kingdom.

Below the Union Jack is a white Commonwealth Star. It has seven points representing the unity of the six states and the territories of the Commonwealth of Australia. The seventh point was added in 1908 and is the only change to the flag since 1901.

The Southern Cross is shown on the fly (or right hand side) of the flag in white. This constellation of five stars can be seen only from the southern hemisphere and is a reminder of Australia's geography.

History of the Australian National Flag

In 1901 Prime Minister the Rt Hon Sir Edmund Barton MP, announced an international competition to design a flag for the Commonwealth of Australia.

Five near-identical entries were awarded equal first place from more than 30,000 designs. The designers shared the prize of £200.

The Australian National Flag flew for the first time on 3 September 1901 from the Royal Exhibition Building in Melbourne.

Australian National Flag Day

Australians celebrate the first time the Australian National Flag was flown by flying or displaying the flag on 3 September.

Other Australian flags

Australia recognises other official flags including the Australian Aboriginal Flag and the Torres Strait Islander Flag.

The ensigns of the Australian Defence Force include the Australian Defence Force ensign, the Australian white ensign and the Royal Australian Air Force ensign.



The Australian National Flag has three elements on a blue background. The Union Jack, the Commonwealth Star and the Southern Cross.

The Australian Red ensign is the official flag to be flown at sea by Australian registered merchant ships.

Proclamation

The Flags Act 1953 proclaimed the Australian National Flag.

Use of the Australian National Flag

The flag can be flown every day of the year. As the nation's foremost national symbol it should be treated with dignity and respect and there are protocols governing its use.

Fast facts

FIRST FLOWN:

3 September 1901

AUSTRALIAN NATIONAL FLAG DAY:

3 September

DESCRIPTION:

A blue background with the Union Jack in the upper left corner, a white Commonwealth Star in the lower left corner and the five stars of the Southern Cross on the fly of the flag in white. The colour references for the Australian National Flag are: Blue Pantone® 280 and Red Pantone® 185.

USE OF THE AUSTRALIAN NATIONAL FLAG:

The flag can be flown every day of the year.

SIZE OF THE FLAG OVER PARLIAMENT HOUSE:

12.8 by 6.4 metres or slightly larger than the side of a double decker bus.

More information

IT'S AN HONOUR WEBSITE: www.itsanhonour.gov.au



Australian Aboriginal Flag

The Australian Aboriginal Flag is an official flag of Australia, along with the Australian National Flag and the Torres Strait Islander Flag.

The Australian Aboriginal Flag is well recognised as the flag of the Aboriginal peoples of Australia. It is flown during NAIDOC Week to celebrate and promote greater understanding of Indigenous peoples and their culture and during National Reconciliation Week in recognition of 27 May as the anniversary of the 1967 Referendum which removed from the Constitution clauses that discriminated against indigenous Australians and 3 June as the anniversary of the High Court decision in the Eddie Mabo land rights case of 1992.

About the Australian Aboriginal Flag

The top half of the flag is black to symbolise Indigenous people. The red in the lower half stands for the earth and the colour of ochre, which is used in Aboriginal ceremonies. The circle of yellow in the centre of the flag represents the sun.

History of the Australian Aboriginal Flag

Mr Harold Thomas from Northern Australia designed the Australian Aboriginal Flag.

The flag was first raised on 12 July 1971 at Victoria Square in Adelaide. It was also used at the Aboriginal Tent Embassy in Canberra in 1972.

Proclamation

The then Governor-General, Bill Hayden AC, proclaimed the Australian Aboriginal Flag a flag of Australia on 14 July 1995.

The proclamation is published in the *Commonwealth of Australia Gazette* No. S259.

Use of the Australian Aboriginal Flag

Permission is not required to fly the Australian Aboriginal Flag.

The Australian Aboriginal Flag is protected by copyright and may only be reproduced in accordance with the provisions of the *Copyright Act 1968* or with the permission of Mr Harold Thomas.



Fast facts

FIRST FLOWN:

12 July 1971

DESCRIPTION:

The top half of the flag is black with red in the lower half and a circle of yellow in the centre.

The colour references for the Australian Aboriginal Flag are: Red PANTONE® 179 and Yellow PANTONE® 123

USE OF THE AUSTRALIAN ABORIGINAL FLAG:

The flag can be flown every day of the year.



Torres Strait Islander Flag

The Torres Strait Islander Flag is an official flag of Australia, along with the Australian National Flag and the Australian Aboriginal Flag.

The Torres Strait Islander Flag stands for the unity and identity of all Torres Strait Islanders. It is widely flown during NAIDOC Week and National Reconciliation Week to celebrate and promote greater understanding of Indigenous peoples and their culture.

About the Torres Strait Islander Flag

The green panels at the top and bottom of the flag represent the land and the central blue panel represents the sea. The black lines dividing the panels represent the Torres Strait Islander people.

The centre of the flag shows a white *dhari* (dancer's headdress) which is a symbol for all Torres Strait Islanders.

Underneath the *dhari* is a white five-pointed star. White symbolises peace and the star is an important symbol for navigating the sea. The five points of the star represent the island groups in the Torres Strait.

History

The design of the Torres Strait Islander Flag was the winning entry in a competition organised by the Torres Strait Island Coordinating Council and is attributed to the late Mr Bernard Namok of Thursday Island.

The Torres Strait Islander Flag was adopted in May 1992 during the Torres Strait Islands Cultural Festival.

Proclamation

The then Governor-General, Bill Hayden AC, proclaimed the Torres Strait Islander Flag a flag of Australia on 14 July 1995.

The proclamation is published in the *Commonwealth of Australia Gazette* No. S258.

Use of the Torres Strait Islander Flag

Permission is not required to fly the Torres Strait Islander Flag.



The Torres Strait Islander Flag is protected by copyright and may only be reproduced in accordance with the provisions of the *Copyright Act 1968* or with the permission the Torres Strait Island Coordinating Council.

Fast facts

FIRST FLOWN:

May 1992

DESCRIPTION:

The flag has green panels at the top and bottom with black lines dividing the panels. The centre of the flag shows a white *dhari* (dancer's headdress) on a blue background. Underneath the *dhari* is a white five-pointed star.

The colour references for the Torres Strait Islander Flag are: Blue PANTONE® 301 and Green PANTONE® 3288.

USE OF THE TORRES STRAIT ISLANDER FLAG:

The flag can be flown every day of the year.

Flag of Western Australia



Image: The Flag of Western Australia

Description: The flag of the State of Western Australia is the British blue ensign, consisting of a blue flag with the Union flag occupying the upper quarter next to the Staff, differentiated in the fly or half of the flag further from the Staff by the State Badge situated centrally in the fly.

History of the Flag

The black swan has been associated with Western Australia from the earliest times. Vlamingh, who explored the Swan River in 1697, gave it the name on account of the number of swans found upon it, and for a number of years after the foundation of the settlement, it was generally referred to as the Swan River Colony.

It is not surprising, therefore, that the Black Swan should come to be accepted as the emblem of the State, though no record can be found of any early official pronouncement on the subject.

It was in use in the eighteen thirties, only a few years after the establishment of the Colony. It appears on Bank notes, issued in the early thirties on account of shortage of specie, and on the "Swan River Guardian" newspaper, first published in 1836; the Royal Arms, with the Swan below, appears at the head of the first issue of the *Western Australian Government Gazette* of 20 February 1836.

A design showing the Black Swan was selected for the first Western Australian postage stamps, issued in 1854.

This same device was used on the Ordinances of Western Australia in 1856, and appears on reprints of earlier Acts which were made in that year.

On 17 August 1868, an Order in Council was issued authorising the Governors of Colonies to fly the Union Flag with the Arms or Badge of the Colony in the centre.

A circular from the Secretary of State notified the Governors of this fact, and Frederick A. Weld, Governor of Western Australia, in a despatch dated 3 January 1870 submitted a sketch of the badge which it was proposed to adopt - ie, a black swan on a yellow background. He stated with regard to it: "This Colony at its commencement was usually known as the Swan River Settlement, and the Black Swan is represented upon its seal, and has always been considered as its special badge, or cognizance."

The use of this badge was confirmed by a later Governor, William C. F. Robinson, in a despatch dated 27 November 1875.

The use of the badge of Western Australia (on the Blue Ensign) began some time prior to 1870, following the Admiralty Letter of 16th January 1866 prescribing the use of a defaced Blue Ensign by vessels belonging to or permanently in the service of Colonial Governments.

In September, 1912, when the Royal Warrant was issued granting Armorial Ensign and Supporters to the Commonwealth of Australia, the Black Swan was used as the emblem of Western Australia.

Specifications of the Flag


You can download the [specifications of the State Flag \(PDF 401KB\)](#).

Alternatively, you can [contact us](#) to acquire a printed-copy of the document.

Images for download

To download any of these images you can either:

1. Right click on the image and save to desired location
2. Alternatively, click on the image and drag directly to desktop.

		JPG	TIF
State Badge		1181x1181 pixels (0.15MB)	
State Flag		1184x592 pixels (0.17MB)	1184x592 pixels (0.20MB)

Note: These images are for representation purposes only and their appearance may vary, depending on the operating system being used

9.3 ADMINISTRATION

Title/Subject:	COUNCIL MEETING DATES FOR 2016/17
Agenda/Minute Number:	9.3.1
Applicant:	Nil
File Ref:	ADM 0180
Disclosure of Interest:	Nil
Date of Report:	3 May 2016
Author:	Krys East Deputy Chief Executive Officer



Signature of Author

Senior Officer:	Roy McClymont Chief Executive Officer
------------------------	--



Signature Senior Officer

Summary/Matter for Consideration:

This report lists the schedule of Council and Committee meeting dates for 2016/2017.

Attachments:

2016/17 Meeting Dates

Background:

Once in every 12 month period, Council is required to set and advertise locally its meeting dates for the next 12 months.

Comment:

Attached are the proposed meeting dates for the next 12 months. As last year, all full Council meetings are to commence at 9:30am on the 3rd Saturday of the month with the following exceptions:

- December 2016 meeting which will commence at 2:00pm on the 3rd Friday of the month;
- April 2017 meeting which is proposed for the 4th Saturday of the month due to the Easter period coinciding with the 3rd Saturday; and
- June 2017 meeting being held on the 4th Saturday (ie 24 June 2017) to allow extra time for receiving Ministerial approval for proposed differential rates if required before budget adoption.

The Audit Committee will be called as and when required.

An option that Council might want to consider is not holding a meeting in January of any given year. This is a normal practice at many other Councils as it allows Councillors and Staff an opportunity to have a break over the Christmas / New Year's period.

The Health, Building & Town Planning Committee meetings will be held on the same day prior to the full Council meeting and will start at 8:30am with the following exception:

- December meeting which will commence at 1:00pm on the 3rd Friday of the month.

Under the Act, Council is required to advertise only for meetings that are open to the public. Since the Health Building & Town Planning committee does not have any delegated powers there is no requirement for it to be open to the public, therefore there is no requirement to give public notice.

Consultation:

Roy McClymont – Chief Executive Officer

Statutory Environment:

Section 5.23 (1) of the Local Government Act 1995

“5.23. Meetings generally open to public

(1) Subject to subsection (2), the following are to be open to members of the public —

(a) all council meetings; and

(b) all meetings of any committee to which a local government power or duty has been delegated.

Section 5.25 (1) (g) of the Local Government Act 1995

5.25. Regulations about council and committee meetings and committees

(1) Without limiting the generality of section 9.59, regulations may make provision in relation to —

(g) the giving of public notice of the date and agenda for council or committee meetings; and

Section 12 of the Local Government (Administration) Regulations 1996

12. Meetings, public notice of (Act s. 5.25(1)(g))

(1) At least once each year a local government is to give local public notice of the dates on which and the time and place at which —

(a) the ordinary council meetings; and

(b) the committee meetings that are required under the Act to be open to members of the public or that are proposed to be open to members of the public,

are to be held in the next 12 months.

(2) A local government is to give local public notice of any change to the date, time or place of a meeting referred to in subregulation (1). (3) Subject to subregulation (4), if a special meeting of a council is to be open to members of the public then the local government is to give local public notice of the date, time, place and purpose of the special meeting.

(4) If a special meeting of a council is to be open to members of the public but, in the CEO's opinion, it is not practicable to give local public notice of the matters referred to in subregulation (3), then the local government is to give public notice of the date, time, place and purpose of the special meeting in the manner and to the extent that, in the CEO's opinion, is practicable.”

Policy Implications:

Nil

Budget/Financial Implications:

Nil

Strategic Implications:

Nil

Voting Requirements:

Simple Majority

Officers Recommendation / Council Resolution:

Moved: Cr AJ Binsiar

Seconded: Cr HJ Nichols

That the attached list of Ordinary Council meeting dates for 2016/2017 is adopted and their advertising is authorised.

CARRIED 5/0

**SHIRE OF MEEKATHARRA
SCHEDULE OF MEETING DATES, TIMES AND LOCATIONS**

JULY 2016 TO JUNE 2017

ORDINARY MEETINGS OF COUNCIL

All meetings commence at 9:30am

(except December meeting which commences at 2:00pm)

**All Meetings are to be held in Council Chambers located at the corner Main & Savage
Streets, Meekatharra**


Saturday, 16 July 2016
Saturday, 20 August 2016
Saturday, 17 September 2016
Saturday, 15 October 2016
Saturday, 19 November 2016
Friday, 16 December 2016
Saturday, 21 January 2017
Saturday, 18 February 2017
Saturday, 18 March 2017
Saturday, 22 April 2017
Saturday, 20 May 2017
Saturday, 24 June 2017


AUDIT COMMITTEE

Meetings will be called as needed.

9.4 COMMUNITY DEVELOPMENT

Title/Subject:	REIMBURSEMENT OF AIRPORT POWER CHARGES
Agenda/Minute Number:	9.4.1
Applicant:	Nil
File Ref:	ADM 153
Disclosure of Interest:	Nil
Date of Report:	29 April 2016
Author:	Geoffrey Carberry Community and Development Services Manager
Senior Officer:	Roy McClymont Chief Executive Officer


Signature of Author


Signature Senior Officer

Summary/Matter for Consideration:

This item is to advise Council of the incorrect charging for power at the Meekatharra Airport.

Attachments

Power Distribution Old
Power Distribution New

Background:

Airport staff has, since the Shire took over the operation of the airport, read sub power meters to enable power costs to be recovered from various users at the airport refer "old" drawing. Late in 2013 Airservices Australia carried out rearrangements of the power distribution network to provide its own power feed to the Non Directional Beacon refer "new" drawing. They also installed a new sub

Airport Staff whilst aware of the rearrangements were not informed of the actual effect of these rearrangements and continued to read the sub meters with the Shire continuing to on charge the usage to the various users.

Comment:

Recently during an investigation to check what appeared to be a sudden increase in power usage it was discovered that the Shire had been incorrectly charging Airservices and Bureau of Meteorology for power usage.

In short Airservices were being charged for the most of the power used at airport including most of the Shires usage. RFDS and AirBP were also being charged for the same power. Bureau of Meteorology was also being charged for power that was being supplied from the Airservices Australia mains supply to the Non Directional Beacon site not from the Shires power network.

Airservices Australia technicians were consulted as to attain whether the outcomes of the rearrangements were advised to the Shire. They could not confirm if this had occurred and were quite perplexed about the situation and how the charges were on charged.

The initial suspected increase in usage turned out to be a miss reading of a meter but the above findings reveal that Airservices Australia has been incorrectly charged for a total of \$42,225.74 and Bureau of Meteorology for a total of \$8,332.80.

Both Airservices and Bureau of Meteorology finance departments have been advised of the error.

Consultation:

Russell King – Airport Manager
Krys East – Deputy Chief Executive Officer
Airservices Australia Staff
Bureau of Meteorology staff

Statutory Environment:

Nil

Policy Implications:

Nil

Budget/Financial Implications:

The reimbursement will have a negative effect on the current budget.

Strategic Implications:

Nil

Voting Requirements:

Simple Majority

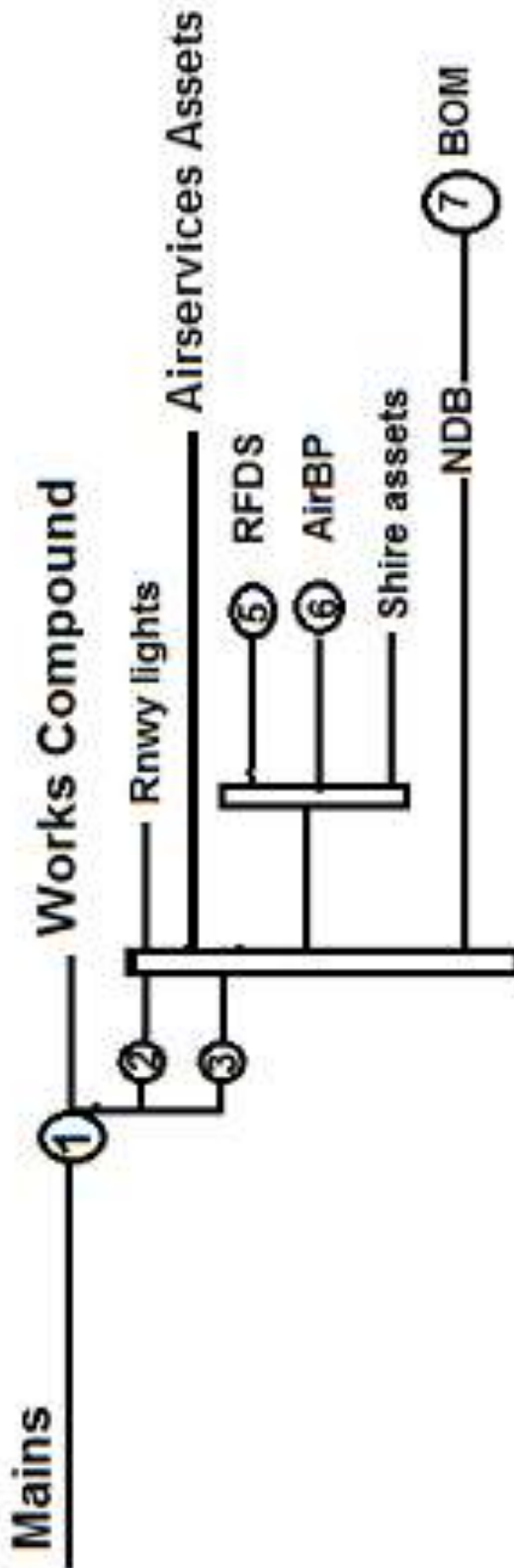
Officers Recommendation / Council Resolution:

Moved: Cr AJ Binsiar
Seconded: Cr PW Curley

That Council approves the reimbursement of \$42,225.74 to Airservices Australia and \$8,332.80 to Bureau of Meteorology for incorrect power charges since January 2014, noting the negative effect on the current budget.

CARRIED 5/0

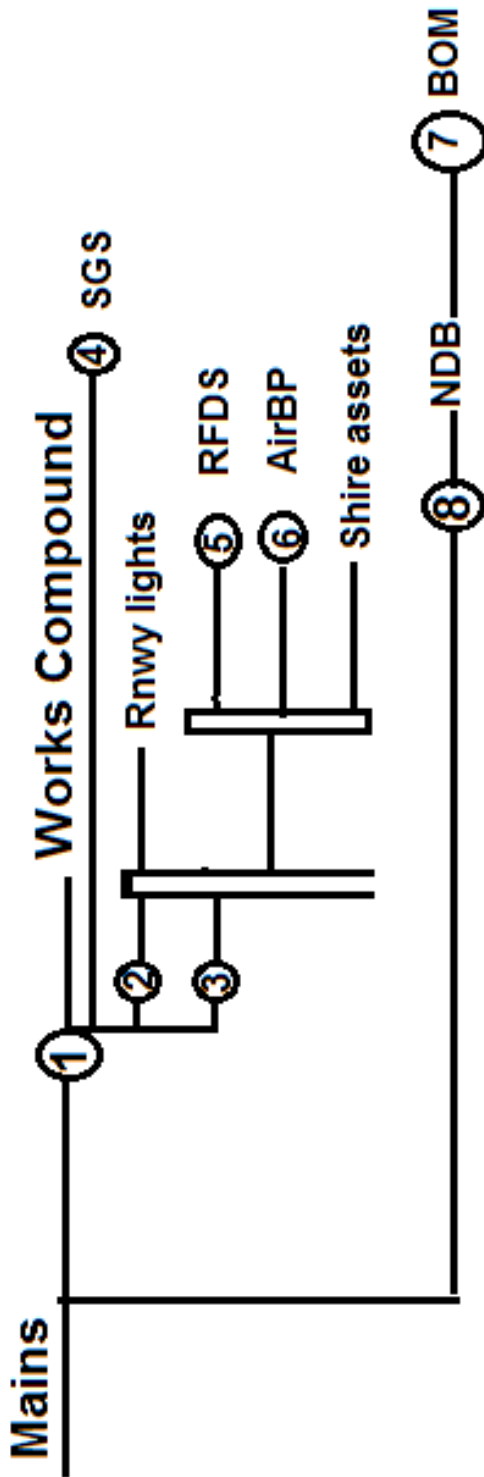
Old Network



- 1 = Main Power Meter
- 2-7 = Sub meters various sites

Airservices were charged for meters 2,3
Bureau of Meteorology charged for meter 7

New Network



1 = Main Power Meter


2-7 = Sub meters various sites


8 = Airservices Mains meter

Airservices were charged for meters 2,3 & 4 Should only be meter 4

Bureau of Meteorology charged for meter 7 Should be charger by Airservices

Title/Subject:	DONATION REQUEST - ISOLATED CHILDREN'S PARENTS ASSOCIATION WA
Agenda/Minute Number:	9.4.2
Applicant:	Isolated Children's Parents Association WA
File Ref:	ADM063
Disclosure of Interest:	Nil
Date of Report:	3 May 2016
Author:	Geoffrey Carberry Community and Development Services Manager
Senior Officer:	Roy McClymont Chief Executive Officer


Signature of Author


Signature Senior Officer

Summary/Matter for Consideration:

This item is for Council to consider a donation request by the Isolated Children's Parents' Association (WA)

Attachments:

Request Letter

Background:

The Isolated Children's Parents Association is primarily a lobby group that highlights the needs and difficulties that parents of children in remote areas face when it comes to education.

ICPA WA started in Meekatharra in 1971 and over the next decade branches were formed in many other remote towns. As the portfolios expanded ICPA spread into the Wheat belt and farming communities south of Perth to become a state wide organisation, with an active membership of 250 families.

Comment:

Council has previously made donations to this organisation

Date	Amount	Description
25/03/2015	500.00	DONATION FOR ICPA 2015 CONFERENCE
06/03/2013	500.00	DONATION FOR ICPA STATE CONFERENCE 2013 GST
13/08/2009	275.00	DONATION TOWARDS COST OF PRODUCING ICPA WELCOME BAGS GST
25/09/2008	400.00	DONATION TOWARDS THE CAMP IN NOV GST
15/10/2007	500.00	DONATION
21/01/2004	270.00	ICPA DONATION
07/02/2002	60.00	ICPA CONFERENCE
25/01/2002	250.00	DONATION

The request is for donation in support of the ICPA Federal Conference being held in Perth in 2016.

Consultation:

Raelene Hall – Local Member

Statutory Environment:

Nil

Policy Implications:

2.9 Donations

Budget/Financial Implications:

In the 2015/2016 budget Council has a budget amount of \$11,000 for “*other donations*”
Currently \$4,515 remains in the account.

Strategic Implications:

Nil

Voting Requirements:

Simple Majority

Officers Recommended Options:

Option A

That Council approves a donation of Five Hundred dollars (\$500) to ICPAWA for sponsorship of the 2016 Federal Convention.

OR

Option B

That Council declines the request for a donation by the ICPAW.



Council Resolution:

Moved: Cr HJ Nichols

Seconded: Cr AJ Binsiar

That Council adopts “Option A” as presented.

CARRIED 5/0

Title/Subject:	LEASE - RED SANDBOX – GROWTH CHURCH
Agenda/Minute Number:	9.4.3
Applicant:	M Parker
File Ref:	ADM081
Disclosure of Interest:	Nil
Date of Report:	4 May 2016
Author:	Geoffrey Carberry Community and Development Services Manager
	 <i>Signature of Author</i>
Senior Officer:	Roy McClymont Chief Executive Officer
	 <i>Signature Senior Officer</i>

Summary/Matter for Consideration:

This item is for Council to consider an application by Michael Parker on behalf of the Growth Church to lease the Red Sandbox facility.

Attachments

Lease request
Dissolvent of Tripartite Agreement
Proposed Lease (draft)

Background:

Until recently the Red Sandbox facility was leased as part of a tripartite agreement to the United Church. The United Church allowed other groups to use the facility in an attempt to benefit the wider community. The lease was relinquished as of December 31st 2015 but approval had to be sought from the third party to dissolve the tripartite agreement. The original tripartite agreement has now been dissolved and the property is unencumbered in regards to that agreement.

The facility is located on Reserve 46944 which has a purpose of Child Health, Children.

The Shire of Meekatharra holds lease of the reserve for 21 years commencing 1 January 2003.

Section 5.5 (a) (i) of the lease requires Ministerial Approval for subletting of or sharing the premises.

Comment:

Mr. Parker has registered his interest in leasing the facility for a number of activities including: Adult Education, After-school homework club, Community Courses, Counselling Service, Community meetings, Faith Based Children Activities, Welfare Support, Church Based activities.

Some but not all planned activities meet the required “purpose” of the reserve.

Section 7.2 of the previous tripartite agreement did allow for compatible uses.

A draft lease based on the tripartite agreement is attached, it is anticipated that this lease would meet the requirements of the Minister for Lands.

Council recently approved a lease of the Picture Gardens to Mr. Parker.

The request by Mr. Parker did not indicate if the application was of a private nature or on behalf of the Growth Church. He has since indicated it is on behalf of the Growth Church.

The Growth Lutheran Network of Churches, Missions and Ministries were created by Mr. Parker in 2015, incorporated in 2016, and consist of 3 churches, two in Perth and one in Meekatharra. It is a mainstream Christian church in the Lutheran tradition. They have a partnership with the PNG World Mission organisation supporting missionaries coming from PNG to the Kalgoorlie Leonora region. They are also supporting the building of a new church in the PNG Highlands and Mr. Parker will be travelling to open it in December of this year. He is the Founding Senior Pastor.

Local Government (Functions and General) Regulations 1996 R30 (2) (b) exempts the land from the need to advertise or limit the lease if the land is disposed of to a body, whether incorporated or not —

- (i) the objects of which are of a charitable, benevolent, religious, cultural, educational, recreational, sporting or other like nature; and
- (ii) the members of which are not entitled or permitted to receive any pecuniary profit from the body's transactions;

Consultation:

Mr. Parker – Applicant

Statutory Environment:

Local Government Act 1995 S3.58

Local Government (Functions and General) Regulations 1996 R30 (2) (b)

Land Administration Act 1997 (WA)

Policy Implications:

Nil

Budget/Financial Implications:

The 2015/2016 budget does not provide for an income from this facility. Council may choose to make the facility available at a peppercorn rent or set a fee.

The lease payment for the use of the reserve is currently \$500.00 per annum.

Strategic Implications:

Strategic Plan 2012-22. Key Result Area - Social – Building a sense of community

Voting Requirements:

Simple Majority

Officers Recommended Options:

Option A

That Council;

- approves the lease of the Red Sandbox Facility, subject to the approval of the Minister for Lands, to the Growth Church for the purposes as indicated in the application and in accordance with the draft lease as attached. An annual rental fee of \$_____ including GST shall be payable. The term of the lease shall be 2 years with an option, if agreed by both parties, of a further 2 years.
- permission is granted for the Chief Executive Officer is to sign the lease on behalf of Council.
- authorises the affixing of the Shire Seal.

OR

Option B

That Council declines the request to lease the Red Sandbox facility and requests staff to advertise the availability of the facility for use as a child care facility.

Council Resolution:

Moved: Cr PW Curley

Seconded: Cr DK Hodder

That Council adopts “Option A” setting the annual rental fee at \$1 including GST.

CARRIED 5/0

Michael Parker
22 Main St Meekatharra 664
michaelp@growthchurch.org.au
0417 860 73

16/2/2016

Shire of Meekatharra
Geoff Carberry
Re: **Red Sand Box**

Dear Geoff

I am registering my interest in leasing the Red Sand Box on 76 Darlot Street

The following activities would be run

- o Adult education particularly literacy
- o After-school homework club and literacy program for children and youth.
- o Community courses ie parenting, relationships
- o Counselling service including group work for families dealing with Domestic Violence issues
- o Community meetings
- o Faith based children and youth programming
- o Welfare support.
- o Church based activities ie women's group, men's breakfasts, bible studies
- o Other uses as community need demands

Access would be unrestricted and available for the whole community. It would be run as an alcohol and drug free venue. All licenses will be held and made available to the shire along with insurance cover.

I will provide opportunities for both community volunteers and casual employment.

I have also access to community programmes for maintenance and improvements subject to the Shire's approval.

I believe the activities I envisage will complement and enhance existing programs as well as offer more diverse opportunities for the community.

Yours Sincerely



Michael Parker



Australian Government
Department of Education, Employment and Workplace Relations

Ms Nina Boydell
Uniting Church Assembly (UCA) Ltd
Suite 25 Stafford Court
8-12 Stafford Street
Midland
WA 6056

Dear Ms Boydell

I am writing concerning the capital funding agreement between Uniting Church Assembly (UCA) Ltd and the Commonwealth that commenced June 2001 in relation to Meekathara Child Care Centre and to advise you of the status of this capital agreement.

This letter is confirmation that the Commonwealth will not take action to recover any funds paid under this capital agreement. Accordingly, the capital agreement should be regarded as terminated.

The property for which the original capital funding was to be applied is now unencumbered in relation to that agreement.

If you have any queries regarding this letter, then please contact Marian Roeger in the Western Australia State Office on 08 9229 1568.

Yours sincerely

Lynette Wong
Business Manager
30 June 2008



AGREEMENT

BETWEEN

Shire of Meekatharra

AND

CONTENTS

- 1. INTRODUCTION**
- 2. WHEREAS**
- 3. TERM**
- 4. PAYMENT PROVISIONS**
 - 4.1 Payment of Utility Accounts**
 - 4.2 Payment of Rates**
- 5. MAINTENANCE**
 - 5.1 Maintenance of the Child Care Centre Building**
 - 5.2 Maintenance of Outdoor Areas**
 - 5.3 Itemised Responsibilities**
- 6. INDEMNITY AND INSURANCE**
 - 6.1 Third Party Indemnity**
 - 6.2 Insurance**
 - 6.3 Breach of Insurance Conditions**
- 7. USE OF PREMISES BY LESSEE**
 - 7.1 Definition of Service Purpose**
 - 7.2 Use of the Centre**
 - 7.3 Alterations**
 - 7.4 Nuisance**
 - 7.5 Signage**
 - 7.6 Vacating the Premises**
- 8. EVENT OF DEFAULT AND TERMINATION**
 - 8.1 Event of Default**
 - 8.2 Notice of Intention to Terminate**

8.3 Action upon Termination

9. DISPUTE RESOLUTION

9.1 Resolution by Parties

9.2 Notice of Dispute and Response

9.3 Arbitration of Dispute

10. RIGHTS

11. CONDITIONS

11.1 Use of Centre

11.2 Accounts

11.3 Responsibility for Employees

1. INTRODUCTION

THIS AGREEMENT is made the day of 20 BETWEEN THE

SHIRE OF MEEKATHARRA (hereinafter called the Shire) and

referred to as “the Lessee”)

(hereinafter

NOW THIS AGREEMENT WITNESSES that the parties hereto hereby covenant, agree and declare as follows:

2. WHEREAS:

- 1) The Reserve, portion of Reserve No 46944 , is vested in the Shire and a Child Care Centre has been constructed thereon by the Shire.
- 2) The Shire has agreed with the Lessee that the Lessee may occupy the centre for the purposes and subject to the conditions set out in this Agreement.

3 TERM

This Agreement is for a term of years from the day of 20 and may be renewed for a further term or terms by agreement between the parties hereto PROVIDED ALWAYS that if either party wishes to terminate this Agreement either at the expiration of the said term or any further term then the party shall give 90 days written notice of termination to the other.

4. PAYMENT PROVISIONS

4.1 *Payment of Utility Accounts*

The Lessee shall pay punctually all electricity and telephone charges as required. The responsibility of other utility services in respect of the Child Care Centre are detailed elsewhere in this agreement.

4.2 *Payment of Rates*

The Shire shall pay for all water and land rates, including rubbish charges, in respect of the Child Care Centre as required.

5. MAINTENANCE

5.1 Maintenance of the Child Care Centre Building

The Lessee shall keep and maintain the Child Care Centre in good and substantial repair, order and condition and in a clean and neat and sanitary condition to the satisfaction of the Shire.

The Shire may make provision in its budget for the cost of major maintenance and repairs to the Child Care Centre. It is the responsibility of the Lessee to ensure that sufficient information is provided to the Shire on or around March of each year to enable the Shire to consider such requests.

The Lessee shall maintain a current inventory of furniture and equipment at all times.

The Lessee shall not be liable to remedy structural or inherent defects in the Child Care Centre except to the extent that any act or omission by the Lessee or any of its employees, agents, delegates or visitors has exacerbated or contributed to that structural or inherent defect.

5.2 Maintenance of Outdoor Areas

The Lessee shall keep and maintain the fenced part of the reserve surrounding the Child Care Centre in a safe, clean and neat condition to the satisfaction of the Shire. The Lessee is to take all reasonable steps to ensure that all playground equipment situated on or in the Child Care Centre premises and/or boundaries from time to time is as safe as is practicable having regard to the function of that playground and the ages of the children likely to use the playground. Without limiting the obligations of the Lessee under this clause, the Lessee must use its best endeavours to detect and repair as soon as possible any deterioration (whether due to wear and tear, vandalism or otherwise) of any part of a playground.

5.3 Itemised Responsibilities

The Lessee shall be responsible for ensuring that the following tasks are undertaken as required:

- a) internal and external cleaning of all areas;
- b) maintenance of lawns and gardens;
- c) cleaning and repair of gutters;
- d) maintenance of security systems and payment of related costs;
- e) installation and maintenance of telephone system;
- f) installation and maintenance of operational items including computers, facsimile machines, photocopiers, refrigerators, microwave ovens;
- g) cleaning and repairs to windows and window treatments, conditioner filters, leaking taps, light bulbs, faulty switches, fuses;
- h) annual maintenance and repairs to air conditioners;
- i) repairs to doors, tiles, floor coverings, furniture and fixtures;
- j) maintenance and repair of playground equipment;
- k) maintenance of shade areas, fences and gates;
- l) touch up painting, internal and external;
- m) correction of damage resulting from illegal acts including vandalism and graffiti;
- n) repairs and maintenance to hot water systems;

If required, the following items will be considered for funding by the Shire subject to inspection by the Shire and reasonable request:

- a) correction of structural problems;
- b) major painting, internal and external;
- c) replacement of floor coverings;

- d) provision of shade areas;
- e) provision of lighting and fences for security;
- f) replacement of heating and air conditioning systems;
- g) replacement of gutters;
- h) major car park repairs;
- i) installation and maintenance of residual current devices;
- k replacement of hot water system;
- l) replacement of stove;
- m) installation and maintenance of automatic grounds reticulation (if applicable);

6. INDEMNITY AND INSURANCE

6.1 Third Party Indemnity

The Lessee shall indemnify and keep the Shire indemnified against all actions, suits, proceedings, claims, demands, costs and expenses whatsoever which may be taken or made against or incurred by the Shire or the Lessee as a result of the use of the Child Care Centre by the Lessee, its employees, or assigns.

6.2 Insurance

The Shire is responsible for maintaining an insurance policy for loss or damage to the Child Care Centre by fire, storm, tempest, earthquake and any other risks from time to time nominated by the Shire in the full replacement value of the Child Care Centre.

The Shire is responsible for maintaining an insurance policy for loss or damage to the contents of or fixtures in the Child Care Centre.

The Lessee must maintain with insurers approved under the Insurance Act 1984

- a) a public liability policy for an amount of not less than TEN MILLION DOLLARS (\$10,000,000);
- b) The usual worker's compensation policy for all employees of the Lessee;

The Shire may maintain an insurance policy to protect voluntary workers at the Centre.

6.3 Breach of Insurance Condition

The Lessee shall not do or omit to do any act or thing or bring or keep anything in the Child Care Centre which might render the insurance on the Child Care Centre void or voidable.

7. USE OF PREMISES BY LESSEE

7.1 Definition of Service Purpose

The Child Care Centre is a service designated to providing child care for children under school age and if places are available for school aged children outside school hours.

7.2 Use of Centre

The Lessee shall only use or permit the centre to be used as a Child Care Centre for children or for associated activities and shall not use or permit the centre to be used for any other purposes PROVIDED ALWAYS that the centre may be used for some other purpose not incompatible with the use of the centre as a Child Care Centre at a time outside the hours the centre is open.

7.3 Alterations

The Lessee shall not:

- a) cause damage to the Child Care Centre; or
- b) without limiting its obligation under clause 7.3(a), cut, maim, injure or cause to be cut, maimed or injured any of the walls or timbers of the Child Care Centre; or
- c) alter or suffer to be made any alteration to the Child Care Centre.

Alterations to the Child Care Centre including fixed outdoor structures, must be approved in writing by the Shire prior to commencement of work.

7.4 Nuisance

The Lessee shall not conduct or permit to be conducted any activity within the Child Care Centre premises and/or boundaries, which may in the reasonable opinion of the Shire be or become a nuisance or disturbance to the Shire or any local resident or the general public.

7.5 Signage

The Lessee shall not exhibit or permit upon any part of the centre or the reserve any placard, poster, sign, board or other advertisement except as previously approved by the Shire.

7.6 Vacating the Premises

The Lessee must leave the Child Care Centre in a clean and tidy condition on vacating the premises.

8. EVENT OF DEFAULT AND TERMINATION

8.1 Event of Default

This agreement may be terminated by the Shire, with immediate effect, in the following circumstances:

- a) when the Lessee commits a breach of the Agreement which cannot be remedied; or
- b) when the Lessee commits a breach of the Agreement which can be remedied and the Lessee fails to remedy that default within a certain period

- after the Shire notifies the Lessee that the Shire requires the default to be remedied; or
- c) the Lessee is convicted by any court of a criminal act or omission; or
 - d) the Lessee becomes subject to any form of insolvency administration.

8.2 Notice of Intention to Terminate

Either party may terminate this Agreement, without reason, at any time during its term by ninety days written notice to the other party to this effect.

8.3 Action upon Termination

The Lessee will vacate the Child Care Centre immediately this Agreement is terminated and leave the premises in a clean and sanitary condition.

9. DISPUTE RESOLUTION

9.1 Resolution by Parties

If a difference or dispute arises at any time between the Shire and the Lessee then the Shire and the Lessee shall use all endeavours to settle the difference or dispute amicably in discussion with each other.

9.2 Notice of Dispute and Response

If after discussion regarding a dispute, under Clause 9.1, the dispute remains unresolved after 10 business days either party may give the other party Notice of the Dispute in writing within 10 business days of the discussion and failure to resolve the dispute setting out the details of the dispute. The party receiving the Notice of Dispute shall acknowledge the Notice and respond in writing to the matters raised in the Notice within 10 business days.

9.3 Arbitration of Dispute

If the parties are unable to resolve a dispute then the dispute will be referred by the Shire to an independent arbitrator agreed by both parties. The resolution reached by the arbitrator will be binding on both parties.

10. RIGHTS

The Shire grants the Lessee the use of the building for the purpose of operating a Child Care Centre.

11.CONDITIONS

The conditions upon which the above Agreement and rights are granted are as follows:

11.1 Use of Centre

The Lessee shall only use or permit the centre to be used as a Child Care Centre for children or for associated activities and shall not use or permit the centre to be used for any other purpose PROVIDED ALWAYS that the centre may be used for some other purpose not incompatible with the use of the centre as a Child Care Centre at a time outside the hours the centre is open.

11.2 Accounts

The Lessee shall keep all necessary and proper books of account for the operation of the Centre in accordance with accepted accounting standards.

11.3 Responsibility for Employees

The Lessee shall employ and be responsible for all staff at the centre or claim resulting from their employment.

IN WITNESS WHEREOF the parties hereto have executed this Agreement the day and year first hereinbefore written.

THE COMMON SEAL of)
The Shire of Meekatharra)
hereunto affixed in the presence of:)

.....
President

.....
Chief Executive Officer

Signed for and on behalf of:


)


.....

.....

Cr PW Curley left the meeting at 10:40am
Cr PW Curley returned to the meeting at 10:41am

Title/Subject:	AIRPORT FEES & CHARGES
Agenda/Minute Number:	9.4.4
Applicant:	Nil
File Ref:	ADM0242
Disclosure of Interest:	Nil
Date of Report:	2 May 2016
Author:	Geoffrey Carberry Community and Development Services Manager
Senior Officer:	Roy McClymont Chief Executive Officer


Signature of Author


Signature Senior Officer

Summary/Matter for Consideration:

This item is for Council to consider the Airport Fees and Charges for the 2016/2017 Budget.

Attachments

Comparison Spread Sheets

Background:

Council reviews its fees and charges as part of the normal annual budget process.

Previous decisions by Council have seen the following parameters being set for charging for aircraft and passengers at Meekatharra Airport.

- 1) Regulated Passenger Transport (RPT) flights currently being conducted by Skippers Aviation – Charged as a Head Tax on Passengers arriving and departing. Currently set at \$14.80 including GST.
- 2) General aviation and Charter Flights – Charged on a fee per Metric Ton based on the registered Maximum Take Off Weight (MTOW) of the aircraft. One fee per flight. Currently set at \$16.00 including GST for aircraft under 5700 kg and \$21.00 including GST per Metric Ton for aircraft over 5700 kg.

During a recent Meekatharra, Mt Magnet & Wiluna Community Consultation Group meeting it was raised by Skippers Aviation that Meekatharra is the only Airport not charging a head tax on Charter flights. They stated that it gives Charters an advantage over the RPT service. Skippers acknowledged that the Shire doesn't charge a landing fee for RPT services.

Comment:

Staff has conducted a survey of the fees and charges made at nearby Airports as well some of the other regional airports in Western Australia. Whilst it is difficult to compare one airport to another due to the differing types and number of operations the following has been concluded.

- a) The Shire of Meekatharra is the only airport that doesn't charge a landing fee for the RPT service
- b) The Shire of Meekatharra is the only airport that doesn't charge a head tax on charter flights.
- c) All other airports charge a landing fee, an incoming head tax and an outgoing head tax on all flights.
- d) Based on the maximum possible charge, of all airports surveyed. Meekatharra is the second cheapest for RPT services with Mt Magnet being the cheapest.
- e) Based on maximum possible charges, Meekatharra is the cheapest for all Charter flights. This is hard to compare in any other way as not all aircraft operate into all surveyed destinations but based on landing fees plus head tax charges Meekatharra is only charging 30-35% of fees charged elsewhere.
- f) Meekatharra RPT head tax is \$14.80 the average for the RPT route is \$15.00 ranging between \$9.15 and \$21.00. The overall average for all airports surveyed was \$20.00 (all amounts include GST)
- g) Some airports charge a head tax on aircraft seating capacity not on actual seats used.
- h) Airport staff is provided with accurate data by Adastral (Doray) and Cobham (MetalsX) in relation to incoming and outgoing passenger numbers.

In addition the following was noted.

- The airport currently runs at an operational loss of between \$200,000 and \$300,000 depending on the amount of activity and level of maintenance required.
- Generally landing fees are to offset runway costs where as head taxes offset terminal and facility costs.
- The introduction of a head tax at \$15.00 for Charter operations (In & Out) would see approximately \$180,000 additional income to the Airport.

Council may consider the effect of addition costs to the mining sector in particular Metals X, as the highest user. It is doubtful if the introduction of the additional fee would encourage the companies to steer away from FIFO operations.

Council may also consider only applying a head tax in one direction or applying a lower head tax than that applied to the RPT.

A further option exists to just increase the landing fee so as to just have one set fee.

Consideration may also be given to charging four levels of fees:

- 1) Regulated Passenger Transport – Head tax only
- Suggested at \$15.00 inc GST
- 2) General aviation Under 5700 kg MTOW – Landing fee only
- Suggested \$16.50 including GST per Metric Ton MTOW
- 3) General aviation Over 5700 kg MTOW – Landing Fess only
- Suggested \$22.00 including GST per Metric Ton MTOW
- 4) Charter Operations over 5700 kg – Landing fee + Head Tax or increased Landing fee.
- Suggested \$22.00 including GST per Metric Ton MTOW + \$15.00

- including GST (each way) per passenger or
- A higher landing fee only (to be determined)

Additional fees that could be considered are:

- Overnight parking all aircraft (Non local) – suggested - \$25.00 including GST per night.

The overnight fee takes into account the extra vigilance required when aircraft are parked overnight and to assist in cost of cleanups from aircraft venting at night. Recently commercial survey operators have parked overnight for extended periods and have caused considerable extra clean-up work for the airport manager.

Consultation:

Russell King - Airport Manager
Krys East – Deputy Chief Executive Officer
Various Shires and Airports.

Statutory Environment:

Local Government Act 1995 section 6.16 allows for the setting of the Schedule of Fees & Charges.

Policy Implications:

Nil

Budget/Financial Implications:

The Schedule of Fees and Charges allows Council to recoup some of the costs it incurs while performing its functions. The Schedule of Fees and Charges are adopted as part of the Annual Budget.

Strategic Implications:

Strategic Plan 2012-22. Key Result Area – Good Governance

Voting Requirements:

Simple Majority

Officers Recommendation:

That Council:

- **Sets the Head Tax for RPT Flights at \$15.00 (per passenger) including GST for arrivals and departures;**
- **No Landing Fees shall apply to RPT flights;**
- **Landing fee for General Aviation be set at:**
 - under 5700 kg MTOW \$16.50 including GST per Kg MTOW
 - over 5700 kg MTOW \$22.00 including GST per Kg MTOW
- **Landing Fees for Charter Operations over 5700 kg MTOW at be set at \$22.00 including GST per Kg MTOW**
- **In addition to the Landing Fee a Head Tax for incoming and outgoing charter passengers of \$15.00 including GST shall apply**

- Only General Aviation landing fees will apply to Charter Aircraft under 5700 kg MTOW
- Sets an overnight parking fee for all aircraft (non Ratepayer) at \$25 including GST per night.
- Sets the Small Aircraft Annual Landing Fee - Ratepayers Only, under 1500 kg MTOW at \$250.00 including GST - Current conditions apply.
- Sets the minimum for any one landing at \$22.00 including GST

Council Resolution:

Moved: Cr AJ Binsiar
Seconded: Cr PW Curley

That Council:

- Sets the Head Tax for RPT Flights at \$15.00 (per passenger) including GST for arrivals and departures;
- No Landing Fees shall apply to RPT flights;
- Landing fee for General Aviation be set at:
 - under 5700 kg MTOW \$16.50 including GST per 1000 Kg MTOW
 - over 5700 kg MTOW \$22.00 including GST per 1000 Kg MTOW;
- Landing Fees for Charter Operations over 5700 kg MTOW at be set at \$22.00 including GST per 1000 Kg MTOW
- In addition to the Landing Fee a Head Tax for incoming and outgoing charter passengers of \$15.00 including GST shall apply
- Only General Aviation landing fees will apply to Charter Aircraft under 5700 kg MTOW
- Sets the Small Aircraft Annual Landing Fee - Ratepayers Only, under 1500 kg MTOW at \$250.00 including GST - Current conditions apply.
- Sets the minimum for any one landing at \$22.00 including GST

CARRIED 5/0

Reason for Resolution Differing from officers Recommendation:

Council wish to encourage planes to land and remain in Meekatharra. An overnight parking charge may deter people from remaining in Meekatharra overnight.

AIRPORT CHARGES COMPARISON									
Airport Fee/Charge GST 15-16 RATE	Meekatharra	Mt Magnet	Wiluna	Laverton	Geraldton	Newman	Pt Headland	Esperance	Kalgoorlie
	All charges inc GST								
Landing Charges- < 5,700 kg /t MTOW (General & Charter)	\$ 16.00	\$ 18.50	\$ 16.50	\$ 13.00	\$ 17.00	\$ 12.00	\$ 24.21	\$ 11.50	\$ 12.47
Landing Charges - > 5,700 kg MTOW /t (General & Charter)	\$ 21.00	\$ 18.50	\$ 16.50	\$ 13.00	\$ 18.00	\$ 22.10	\$ 24.21	\$ 34.50	\$ 12.47
Minimum Charge any one landing (General & Charter)	\$ 22.00								
Landing Charges (RPT) per tonne MTOW		\$ 18.50	\$ 16.50	\$ 13.00	\$ 18.00	\$ 22.10	\$ 24.21	\$ 34.50	\$ 12.47
Passenger Service charge - per head (Inbound)	\$ 14.80	\$ 9.15	\$ 21.00	\$ 13.00	\$ 22.50	\$ 22.49	\$ 23.90	\$ 23.00	\$ 24.93
Passenger Service charge - per head (Outbound)	\$ 14.80	\$ 9.15	\$ 21.00	\$ 13.00	\$ 22.50	\$ 22.49	\$ 23.90	\$ 23.00	\$ 24.93
Passenger Service charge - per head (Charter) >10000 kg		\$ 9.15	\$ 21.00	\$ 13.00	\$ 22.50	\$ 22.49	\$ 23.90	\$ 23.00	\$ 24.93
Passenger Security Screening fees					\$ 17.50	\$ 10.65	\$ 9.69	\$ 41.00	\$ 13.56
Parking Fee - greater than two (2) hours		\$ 34.40			\$ 20.00				
Night Landing (use of lights) - per 1000kg Certified MTOW		\$ 57.30	\$ 44.00						
Use of common user check-in facilities (per passenger)							\$ 1.55		\$ 2.71
Terminal Fee			\$550.00						
Locally Based Aircraft									
Annual Landing and Parking Fee per Annum	\$ 247.00	\$ 678.00		\$ 550.00			Rate less 35%	\$ 115.00	
Advertising									
Sign size - up to 0.5m2 per annum		\$ 327.60							
ARO Callout Fee	\$ 106.80	\$ 315.00	\$297.00						

AIRPORT CHARGES AIRPORT COMPARISON									
Common RPT Aircraft	MTOW	MPAX	Meekatharra	Mt Magnet	Wiluna	Laverton	Av price ex		
							MKA	inc MKA	
Current Max Charge									
Embraer Brasilier 120	11500	30	\$ 888.00	\$ 761.75	\$1,449.75	\$ 929.50	\$ 1,047.00	\$ 1,007.25	
Dehaviland DH8A	16470	37	\$ 1,095.20	\$ 981.80	\$1,825.76	\$ 1,176.11	\$ 1,327.89	\$ 1,269.72	
Dehaviland DH8C	19500	50	\$ 1,480.00	\$1,275.75	\$2,421.75	\$ 1,553.50	\$ 1,750.33	\$ 1,682.75	
Dorneir Metroliner	7000	19	\$ 562.40	\$ 477.20	\$ 913.50	\$ 585.00	\$ 658.57	\$ 634.53	

Common Charter Aircraft	MTOW	MPAX	Meekatharra	Mt Magnet	Wiluna	Laverton	Av price ex		
							MKA	inc MKA	
Current Max Charge									
BAE 146	42184	100	\$ 885.86	\$2,610.40	\$4,896.04	\$ 3,148.39	\$ 3,551.61	\$ 2,885.17	
Beechcraft 1900	7764	19	\$ 163.04	\$ 491.33	\$ 926.11	\$ 594.93	\$ 670.79	\$ 543.85	
Beechcraft 200	2500	8	\$ 40.00	\$ 192.65	\$ 377.25	\$ 240.50	\$ 270.13	\$ 212.60	
Fokker	41730	79	\$ 876.33	\$2,217.71	\$4,006.55	\$ 2,596.49	\$ 2,940.25	\$ 2,424.27	
Fokker	45800	107	\$ 961.80	\$2,805.40	\$5,249.70	\$ 3,377.40	\$ 3,810.83	\$ 3,098.58	

MEEKATHARRA AIRPORT CHARGES AIRCRAFT COMPARISON

Aircraft	MTOW	MPAX	Landing Fee	Head Tax (Max Seats)	Current Max Charge per RPT Flight	Current Max charge per Charter Flight	Max Charge (Landing + Head Tax)	Max Charge (Landing fee + Max in & Max out)	Average Charge per RPT Flight
Embraer Brasillier 120	11500	30	\$ 241.50	\$ 444.00	\$ 888.00	\$ 241.50	\$ 685.50	\$1,129.50	\$ 310.80
Dehaviland DH8A	16470	37	\$ 345.87	\$ 547.60	\$ 1,095.20	\$ 345.87	\$ 893.47	\$1,441.07	\$ 383.32
Dehaviland DH8C	19500	50	\$ 409.50	\$ 740.00	\$ 1,480.00	\$ 409.50	\$ 1,149.50	\$1,889.50	\$ 518.00
Dorneir Metroliner	7000	19	\$ 147.00	\$ 281.20	\$ 562.40	\$ 147.00	\$ 428.20	\$ 709.40	\$ 196.84
BAE 146	42184	100	\$ 885.86	\$ 1,480.00	\$ 2,960.00	\$ 885.86	\$ 2,365.86	\$3,845.86	
Beechcraft 1900	7764	19	\$ 163.04	\$ 281.20	\$ 562.40	\$ 163.04	\$ 444.24	\$ 725.44	
Beechcraft 200	2500	8	\$ 40.00	\$ 118.40	\$ 236.80	\$ 40.00	\$ 158.40	\$ 276.80	
Fokker F70	41730	79	\$ 876.33	\$ 1,169.20	\$ 2,338.40	\$ 876.33	\$ 2,045.53	\$3,214.73	
Fokker F100	45800	107	\$ 961.80	\$ 1,583.60	\$ 3,167.20	\$ 961.80	\$ 2,545.40	\$4,129.00	
RPT AIRCRAFT									
CHARTER AIRCRAFT									
OTHERS									
Normal Aircraft for this activity									
			LANDING FEE CODE		Head Tax				
			A	\$ 16.00	\$ 14.80				
			B	\$ 21.00					

Aircraft	MTOW	MPAX	Landing Fee	Head Tax (Max Seats) one way	Current Max Charge	33% Seat Av PAX In & Out	Land + 33% Passengers	Difference from Maximum	40% Seat Av PAX In & Out	Land + 40% Passengers	Difference from Maximum
Embraer Brasiler 120	11500	30	\$ 241.50	\$ 444.00	\$ 888.00	\$ 293.04	\$ 534.54	-\$ 353.46	\$ 355.20	\$ 596.70	-\$ 291.30
Dehaviland	16470	37	\$ 345.87	\$ 547.60	\$ 547.60	\$ 361.42	\$ 707.29	\$ 159.69	\$ 438.08	\$ 783.95	\$ 236.35
Dehaviland	19500	50	\$ 409.50	\$ 740.00	\$ 740.00	\$ 488.40	\$ 897.90	\$ 157.90	\$ 592.00	\$ 1,001.50	\$ 261.50
Dorneir Metroliner	7000	19	\$ 147.00	\$ 281.20	\$ 281.20	\$ 185.59	\$ 332.59	\$ 51.39	\$ 224.96	\$ 371.96	\$ 90.76
BAE 146	42184	100	\$ 885.86	\$ 1,480.00	\$ 885.86	\$ 976.80	\$ 1,862.66	\$ 976.80	\$ 1,184.00	\$ 2,069.86	\$ 1,184.00
Beechcraft 1900	7764	19	\$ 163.04	\$ 281.20	\$ 163.04	\$ 185.59	\$ 348.64	\$ 185.59	\$ 224.96	\$ 388.00	\$ 224.96
Beechcraft 200	2500	8	\$ 40.00	\$ 118.40	\$ 40.00	\$ 78.14	\$ 118.14	\$ 78.14	\$ 94.72	\$ 134.72	\$ 94.72
Fokker	41730	79	\$ 876.33	\$ 1,169.20	\$ 876.33	\$ 771.67	\$ 1,648.00	\$ 771.67	\$ 935.36	\$ 1,811.69	\$ 935.36
Fokker	45800	107	\$ 961.80	\$ 1,583.60	\$ 961.80	\$ 1,045.18	\$ 2,006.98	\$ 1,045.18	\$ 1,266.88	\$ 2,228.68	\$ 1,266.88
Aircraft	MTOW	MPAX	Landing Fee	Head Tax (Max Seats) one way	Current Max Charge	50% Seat Av PAX In & Out	Land + 50% Passengers	Difference from Maximum	60% Seat Av PAX In & Out	Land + 60% Passengers	Difference from Maximum
Embraer Brasiler 120	11500	30	\$ 241.50	\$ 444.00	\$ 888.00	\$ 444.00	\$ 685.50	-\$ 202.50	\$ 532.80	\$ 774.30	-\$ 113.70
Dehaviland	16470	37	\$ 345.87	\$ 547.60	\$ 547.60	\$ 547.60	\$ 893.47	\$ 345.87	\$ 657.12	\$ 1,002.99	\$ 455.39
Dehaviland	19500	50	\$ 409.50	\$ 740.00	\$ 740.00	\$ 740.00	\$ 1,149.50	\$ 409.50	\$ 888.00	\$ 1,297.50	\$ 557.50
Dorneir Metroliner	7000	19	\$ 147.00	\$ 281.20	\$ 281.20	\$ 281.20	\$ 428.20	\$ 147.00	\$ 337.44	\$ 484.44	\$ 203.24
BAE 146	42184	100	\$ 885.86	\$ 1,480.00	\$ 885.86	\$ 1,480.00	\$ 2,365.86	\$ 1,480.00	\$ 1,776.00	\$ 2,661.86	\$ 1,776.00
Beechcraft 1900	7764	19	\$ 163.04	\$ 281.20	\$ 163.04	\$ 281.20	\$ 444.24	\$ 281.20	\$ 337.44	\$ 500.48	\$ 337.44
Beechcraft 200	2500	8	\$ 40.00	\$ 118.40	\$ 40.00	\$ 118.40	\$ 158.40	\$ 118.40	\$ 142.08	\$ 182.08	\$ 142.08
Fokker	41730	79	\$ 876.33	\$ 1,169.20	\$ 876.33	\$ 1,169.20	\$ 2,045.53	\$ 1,169.20	\$ 1,403.04	\$ 2,279.37	\$ 1,403.04
Fokker	45800	107	\$ 961.80	\$ 1,583.60	\$ 961.80	\$ 1,583.60	\$ 2,545.40	\$ 1,583.60	\$ 1,900.32	\$ 2,862.12	\$ 1,900.32

Aircraft	MTOW	MPAX	Landing Fee	Head Tax (Max Seats) One way	Current Max Charge	70% Seat Av PAX	Land + 70% Passengers	Difference from Maximum	80% Seat Av PAX	Land + 80% Passengers	Difference from Maximum
Embraer Brasillier 120	11500	30	\$ 241.50	\$ 444.00	\$ 888.00	\$ 621.60	\$ 863.10	-\$ 24.90	\$ 710.40	\$ 951.90	\$ 63.90
Dehaviland	16470	37	\$ 345.87	\$ 547.60	\$ 547.60	\$ 766.64	\$ 1,112.51	\$ 564.91	\$ 876.16	\$ 1,222.03	\$ 674.43
Dehaviland	19500	50	\$ 409.50	\$ 740.00	\$ 740.00	\$ 1,036.00	\$ 1,445.50	\$ 705.50	\$ 1,184.00	\$ 1,593.50	\$ 853.50
Dorneir Metroliner	7000	19	\$ 147.00	\$ 281.20	\$ 281.20	\$ 393.68	\$ 540.68	\$ 259.48	\$ 449.92	\$ 596.92	\$ 315.72
BAE 146	42184	100	\$ 885.86	\$ 1,480.00	\$ 885.86	\$ 2,072.00	\$ 2,957.86	\$ 2,072.00	\$ 2,368.00	\$ 3,253.86	\$ 2,368.00
Beechcraft 1900	7764	19	\$ 163.04	\$ 281.20	\$ 163.04	\$ 393.68	\$ 556.72	\$ 393.68	\$ 449.92	\$ 612.96	\$ 449.92
Beechcraft 200	2500	8	\$ 40.00	\$ 118.40	\$ 40.00	\$ 165.76	\$ 205.76	\$ 165.76	\$ 189.44	\$ 229.44	\$ 189.44
Fokker	41730	79	\$ 876.33	\$ 1,169.20	\$ 876.33	\$ 1,636.88	\$ 2,513.21	\$ 1,636.88	\$ 1,870.72	\$ 2,747.05	\$ 1,870.72
Fokker	45800	107	\$ 961.80	\$ 1,583.60	\$ 961.80	\$ 2,217.04	\$ 3,178.84	\$ 2,217.04	\$ 2,533.76	\$ 3,495.56	\$ 2,533.76
Aircraft	MTOW	MPAX	Landing Fee	Head Tax (Max Seats) One way	Current Max Charge	90% Seat Av PAX	Land + 90% Passengers	Difference from Maximum	100% Seat Av PAX	Land +100% Passengers	Difference from Maximum
Embraer Brasillier 120	11500	30	\$ 241.50	\$ 444.00	\$ 888.00	\$ 799.20	\$ 1,040.70	\$ 152.70	\$ 888.00	\$ 1,129.50	\$ 241.50
Dehaviland	16470	37	\$ 345.87	\$ 547.60	\$ 547.60	\$ 985.68	\$ 1,331.55	\$ 783.95	\$ 1,095.20	\$ 1,441.07	\$ 893.47
Dehaviland	19500	50	\$ 409.50	\$ 740.00	\$ 740.00	\$ 1,332.00	\$ 1,741.50	\$ 1,001.50	\$ 1,480.00	\$ 1,889.50	\$ 1,149.50
Dorneir Metroliner	7000	19	\$ 147.00	\$ 281.20	\$ 281.20	\$ 506.16	\$ 653.16	\$ 371.96	\$ 562.40	\$ 709.40	\$ 428.20
BAE 146	42184	100	\$ 885.86	\$ 1,480.00	\$ 885.86	\$ 2,664.00	\$ 3,549.86	\$ 2,664.00	\$ 2,960.00	\$ 3,845.86	\$ 2,960.00
Beechcraft 1900	7764	19	\$ 163.04	\$ 281.20	\$ 163.04	\$ 506.16	\$ 669.20	\$ 506.16	\$ 562.40	\$ 725.44	\$ 562.40
Beechcraft 200	2500	8	\$ 40.00	\$ 118.40	\$ 40.00	\$ 213.12	\$ 253.12	\$ 213.12	\$ 236.80	\$ 276.80	\$ 236.80
Fokker	41730	79	\$ 876.33	\$ 1,169.20	\$ 876.33	\$ 2,104.56	\$ 2,980.89	\$ 2,104.56	\$ 2,338.40	\$ 3,214.73	\$ 2,338.40
Fokker	45800	107	\$ 961.80	\$ 1,583.60	\$ 961.80	\$ 2,850.48	\$ 3,812.28	\$ 2,850.48	\$ 3,167.20	\$ 4,129.00	\$ 3,167.20

MEEKATHARRA AIRPORT CHARGES AIRCRAFT COMPARISON									
Aircraft	MTOW	MPAX	Landing Fee	Head Tax (Max Seats)	Current Max Charge per RPT Flight	Current Max charge per Charter Flight	Increased landing only (\$25/t)	Increased landing only (\$30/t)	
Embraer Brasilier 120	11500	30	\$ 241.50	\$ 450.00	\$ 900.00	\$ 241.50	\$ 287.50	\$ 345.00	
Dehaviland DH8A	16470	37	\$ 345.87	\$ 555.00	\$ 1,110.00	\$ 345.87	\$ 411.75	\$ 494.10	
Dehaviland DH8C	19500	50	\$ 409.50	\$ 750.00	\$ 1,500.00	\$ 409.50	\$ 487.50	\$ 585.00	
Dorneir Metroliner	7000	19	\$ 147.00	\$ 285.00	\$ 570.00	\$ 147.00	\$ 175.00	\$ 210.00	
BAE 146	42184	100	\$ 885.86	\$ 1,500.00	\$ 3,000.00	\$ 885.86	\$ 1,054.60	\$ 1,265.52	
Beechcraft 1900	7764	19	\$ 163.04	\$ 285.00	\$ 570.00	\$ 163.04	\$ 194.10	\$ 232.92	
Beechcraft 200	2500	8	\$ 40.00	\$ 120.00	\$ 240.00	\$ 40.00	\$ 50.00	\$ 62.50	
Fokker F70	41730	79	\$ 876.33	\$ 1,185.00	\$ 2,370.00	\$ 876.33	\$ 1,043.25	\$ 1,251.90	
Fokker F100	45800	107	\$ 961.80	\$ 1,605.00	\$ 3,210.00	\$ 961.80	\$ 1,145.00	\$ 1,374.00	

Title/Subject: OLD POWER STATION
Agenda/Minute Number: 9.4.5
Applicant: Nil
File Ref: ADM0221
Disclosure of Interest: Nil
Date of Report: 3 May 2016
Author: Geoffrey Carberry
Community and Development Services Manager



Signature of Author

Senior Officer: Roy McClymont
Chief Executive Officer



Signature Senior Officer

Summary/Matter for Consideration:

This item is for Council to consider its position on the old power station.

Attachments

Copy of emails
Site plan (Testing)
Site Plan (Subdivision)
Coffey Environmental Australia – Report Executive Summary

Background:

The Power House is located on Reserve 12364 being lot 838 on plan 215819 which has a purpose of “Power Generation”. Management orders apply to Regional Power Corporation.

The power station and associated site has been in integral part of the Meekatharra Community for many years.

Since its replacement and decommissioning the area has been subject to the removal of some infrastructure. The Power House and one Generator along with some other storage and office buildings remain on site.

In October 2007 the Shire was advised by Horizon Power that an Environment Resource Company had been appointed to oversee the testing of the site.

At its meeting of October 2007 Council resolved

“That Council advise Horizon Power:

That Council intends to develop the old power station site in Meekatharra into a first class interactive Interpretive Centre that provides insights into both the Aboriginal and European history of the Shire. This is listed as a strategy in Council’s Plan for the Future under Objective 2 – Preserve and Promote Meekatharra’s Heritage.

Although no formal plan for the site have yet been developed, Council would envisage making good use of all the buildings on the site along with any land that is released for this purpose.”

October 2008 advice received from Horizon Power that the site was still registered, in accordance with the Contaminated Sites Act, with the Department of Environment & Conservation and was waiting classification.

A Quantitative Human Risk Assessment indicated that the site was still considered suitable for commercial use.

In November 2012, following a request by the Shire that indicated that the Shire may not want the site if it is contaminated, Horizon Power provided an updated status of the site:

“Site Status

The power station is decommissioned with the following infrastructure removed:

- *Above ground storage (Diesel) tanks (AST)*
- *Day storage tanks (DST)*
- *Radiators*
- *Fuel lines*
- *Transfer pumps*
- *Engines (1 engine was retained in situ at the request of the Shire)*

The following infrastructure remains on site:

- *Former powerhouse building*
- *Former workshop and wash-down bay*
- *Demountable office*
- *Radiator pad*
- *AST Bund walls*
- *Miscellaneous footings/pads*

Impacts

The main findings of the last site contamination investigation, as they relate to contamination issues at the site, are listed below.

1. *Additional hydrocarbon impacts to soil were identified at the switchyard and fuel transfer area. These impacts were similar in nature to those already identified and assessed by earlier works.*
2. *Natural weathering processes of the regional ultramafic geology appear responsible for chromium (and perhaps nickel) in the environment (onsite and offsite) rather than site derived activities.*
3. *Diel Drin (above EIL) was identified in a sample collected offsite adjacent to a stormwater outlet pipe. It is uncertain whether this is a site derived impact.*
4. *Sediments of the creek and other offsite soils appear to have not been impacted by site activities (noting the identification of Diel Drin in one sample and associated uncertainty regarding its origin).*

5. *The presence of Phase Separated Hydrocarbons (PSH) continued in MW2, adjacent to the sump and down hydraulic gradient from the radiator pad.*
6. *The highest levels of hydrocarbon groundwater impact appear to be limited to locations adjacent to the fuel bunds, sump and in the south-west corner of the site as previously identified.*
7. *Only limited hydrocarbon impact (equal to the LOR) was identified in offsite groundwater.*

Risks

A site Quantitative Human Health and Environmental Risk Assessment (QHHERA) was completed in 2009, in accordance with the CS Act, by our contaminated sites consultants, ERM. The QHHERA did not identify any unacceptable risks to human health or the environment associated with site derived impacts or possible site derived impacts based on groundwater fate and transport modelling. On this basis, the site may be considered suitable for ongoing commercial land use and no further assessment of human health risk is considered necessary (at the time of the report).

It should be noted that Health Screening Levels (HSL's) have been revised since this report was produced and further assessment against the new screening levels is likely to be warranted.

Future Works

As identified above, the site is yet to be classified by the DEC under the CS Act. Monitoring has confirmed that hydrocarbons (diesel) are present in the groundwater beneath the site. As the QHHERA did not identify any unacceptable risks to human health or the environment associated with site derived impacts or possible site derived impacts and the site is suitable for industrial/commercial land use, Horizon Power currently has no plan to undertake further remediation. Following removal of site infrastructure, Horizon Power may undertake further assessment of the contamination within the locations that currently cannot be assessed due to existing buildings etc. This assessment may influence the site classification and requirement for active remediation.

Removal of site infrastructure was assessed earlier this year for Horizon Power's portfolio of decommissioned power station sites, including Meekatharra. This review and budgetary requirements are still being finalised. Please note, completion of site decommissioning works will be dependent on State Government funding. The Shire of Meekatharra is identified as a key stakeholder in this process and we will be communicating with the Shire as we progress the site demolition plans, including demolition license. As this program is still being developed and will be based on a whole of portfolio approach, it is too early for me to provide an indication of likely timing for the works at Meekatharra."

In February 2016 a meeting was requested by Horizon Power to discuss the future of the site and the possible demolition of the Power House.

The Shire President, Chief Executive Officer and Community Development Services Manager met with Horizon Power representatives.

Views expressed were that the Shire was still interested in the Site however Horizon Power expressed strong concerns over the ability of the Shire to take over the liabilities of the site and that they should be aware of the ongoing monitoring costs and of the possible cost of remediation should it be deemed by the regulator.

Comment:

Since the meeting investigations have revealed the following

- The responsibility for remediation may be transferred in accordance with section 30 of the Contaminated Sites Act 2003.
- The agreement to accept responsibility must be in writing.
- The agreement must be approved by the Minister (for Environment) and the CEO of The Department of Environment Regulation.
- In order for the CEO to consider an application, it must be accompanied by a 'Certificate of contamination audit' signed off by an accredited contaminated site auditor and accompanied by a Mandatory Auditor's Report.
- Details of all remediation required must be known.
- The person, company etc. taking over responsibility must be able to demonstrate the financial capacity to undertake the works.

The Department of Environment Regulation guideline for Contaminated sites provides additional information (refer section 12 and 13)

Council may choose to seek the required audit from Horizon Power however they may choose not to release it and the Shire would then be required to fund the required auditors report. Estimated cost range from \$100,000 to \$300,000.

Whilst the Horizon Power covers external or ground contamination there is no mention of the Asbestos located within the Power House. This appears to be in a poor and friable condition which will require the contractor involved to have a Class A licence and for them to take full control measures.

As the Shire does not have access to the site an estimate has not been prepared.

Any site remedial costs or ongoing monitoring costs have not been established but will be dependent on the final classification of the site by the Department of Environment Regulation

Horizon Power is still of the opinion that the building is in poor overall condition and should still be demolished.

They are willing to relocate the generator to another location.

Horizon Power still wants to use the remainder of the property for the foreseeable future and have suggested that the Power House area could be "subdivided" with management orders being made to the Shire, should the Shire be willing to take over liability or wait until all remedial action has been completed.

It would appear that Council has the following options

1. Allow Horizon Power to demolish the building and finish all remedial works and monitoring that may be required by DER.
2. Allow Horizon Power to demolish the building and finish all remedial works and monitoring that may be required by DER, with the Shire then taking over the subdivided area upon an all clear being given. This would enable a new purpose built shed/centre to be built and could be modeled on the current building.

3. Request Horizon Power not to demolish the power house, have the necessary audited report completed and seek permission to take on all monitoring and remedial liabilities from Horizon Power. The building would still need to be made fit for purpose and the area subdivided from the remaining depot.
4. Request Horizon Power not to demolish the power house and request all internal and where possible physical contaminants be remediated before the Shire seeks to take over the liabilities of the Site. Whilst the cleanup of Asbestos and other internal contaminants may be achieved it could be much harder to achieve a full cleanup/remedial process without demolishing the power house. Ongoing monitoring may still be required at an unknown cost.

Council should be aware that it is hard to quantify the costs associated with this property without knowing the extent, type or levels of contamination or without knowing the final classification by the Department of Environment Regulation and what level of clean up or ongoing monitoring is known.

Before making a decision Council will need to consider what the facility will be used for. Previously a Museum/Interpretive Centre was agreed, there has also been suggestions that a coffee shop would be better located in this building and not the Lloyds building.

It would appear that having museums in both Lloyds and the Power House would lead to financial and staffing issues.

It may be appropriate for Council to reconsider what services should be located in either building so as to better create functional and interrelated facilities without duplication.

Consultation:

N Trenfield - Shire President

R McClymont - Chief Executive Officer

W Atyeo - Environment Health & Buildings Officer

Department of Environment Regulation

Alastair Trolove - Horizon Power Manager Capacity Management Support

Statutory Environment:

Contaminated Sites Act 2003

Contaminated Sites Regulations 2006

Environmental Protection Act 1986

DER 2014, *Assessment and management of contaminated sites*, Department of Environment Regulation.

Policy Implications:

Nil

Budget/Financial Implications:

Ongoing and remediation costs cannot be established at this time

Strategic Implications:

Strategic Plan 2012-22. Key Result Area – Good Governance

Voting Requirements:

Simple Majority

Officers Recommended Options:

Option A

That Council advises Horizon Power that, due to the unknown cost of further testing, remedial works and possible ongoing monitoring costs, it will not be seeking to take over the Old Power Station or in particular the old power house. Interest in the land will be reassessed once all remedial and monitoring requirements have been completed. The offer of relocating the Generator is accepted.

OR

Option B

That Council, taking into consideration possible future environmental remediation, auditing and reporting requirements, as yet to be determined by the Department of Environment Regulation, advises Horizon Power that it will commence the required processes to transfer the Contaminated Site liabilities associated with the Old Meekatharra Power Station site to the Shire.

Further; that funds will be allocated in future budgets to progress this transfer and all associated works in a timely manner, the amount to be allocated to be determined upon the site being classified by the Department of Environment Regulation. It be requested that the Power House not be demolished but be cleared of all visible contaminants prior to transfer to the Shire.

Council Resolution:

Moved: Cr HJ Nichols

Seconded: Cr AJ Binsiar

This item lay on the table pending advice of the Department of Environmental Regulation the level of contamination classification. Furthermore Council advise Horizon Power that they oppose removal of the Power House Building.

CARRIED 5/0

Reason for Resolution Differing from Officers Recommendation:

Council would like to establish more clearly what will be required in terms of reporting and mitigating any proven contamination.

power to you

Our ref: DMS#3075308

2 October 2007

Mr Roy McClymont
Chief Executive Officer
Shire of Meekatharra
PO Box 129
MEEKATHARRA WA 6642

SHIRE OF MEEKATHARRA	
FILE No	
DATE REC'D	08 OCT 2007
OFFICER	CEO
Meeting Date	

510 Abernethy Road
Kewdale, Western Australia 6105
PO Box 79, Cloverdale WA 6985

Telephone (08) 9441 3400
Facsimile (08) 9441 3409
www.horizonpower.com.au

HORIZON
POWER

Dear Roy

Further to Horizon Power's recent visit to the Shire of Meekatharra, I am writing to provide an update on the remediation of the old power station site in Meekatharra ("the site").

I would like to advise that Horizon Power has recently engaged the services of Environmental Resources Management Australia Pty Ltd ("ERM") to develop a remediation action plan for the site. ERM have completed Preliminary and Detailed Site Investigations characterizing the contamination at the site.

ERM has already commenced work on the plan, which will provide a further analysis of the existing soil and groundwater contamination in addition to a detailed record of actions needed to remediate the site. We do not anticipate ERM will need to visit Meekatharra to access the site given Preliminary and Detailed Site Investigations have already been completed. However, should this be required, I will ensure you are aware of ERM's visit to Meekatharra.

Horizon Power expects to receive a completed remediation action plan by the end of 2007. Once the plan has been received and diligently considered by Horizon Power, works will commence to remediate the site.

In accordance with the Contaminated Sites Act, the site has been registered with the Department of Environment and Conservation ("DEC") as a contaminated site. The site is awaiting assessment and classification by the DEC. Russell Slaughter, our Environmental Coordinator, has contacted the DEC to express our interest in attaining a prompt response from the DEC.

While Horizon Power continues to utilise a portion of the site, I believe in the future, the Shire may like to use the remaining portion of the site as a museum. It would be useful if you were able to send me a letter or email by the end of October confirming the Shire's intended future use of the site to assist in remediation planning.

Should you have any queries or wish to discuss the above, please do not hesitate to contact me on 9441 3605.

Yours sincerely



LANA RUDEZ
Community Relations Manager – South

Hi Roy and Geoff

Further to our meeting on 16 February regarding the demolition of the former Meekatharra power station site located on Lot 839 Savage St (the site), I wish to advise we are now in a position to execute the contract with our demolition contractor.

The site was reported as a potential contaminated site to the (then) Department of Environment and Conservation in approximately 2008, however no formal classification has been assigned to date under the *Contaminated Sites Act 2003 (WA)*.

During the meeting your Shire President expressed the view that the Shire will be willing to take over the old engine hall and all associated liability relating to the contamination. The Shire is also aware asbestos containing materials are present on the site. Based on these comments I suggested the Shire seek independent legal advice and the advice of a contaminated sites expert regarding the acceptance of liability for ongoing contamination investigations and remediation. I also committed to discuss the transfer of liability with the Department of Environment Regulation (DER).

I am writing to enquire whether the Shire has obtained this advice and remains willing to accept all contamination liability relating to the site. Based on experience managing the contamination risk of comparable sites I anticipate the ongoing contamination investigations including contaminated site auditor involvement and excluding any remediation, to be in the vicinity of \$200 000 – \$300 000. The extent of remediation required has not yet been determined and would be an additional cost for the Shire.

I understand the following steps are required in order to transfer responsibility for remediation to the Shire, based on my conversation with an officer from the Contaminated Sites Branch within the DER, however please note this is not intended as legal advice and I am not an expert in contaminated sites:

- The responsibility for remediation may be transferred in accordance with section 30 of the *Contaminated Sites Act 2003*.
- The agreement to accept responsibility must be in writing.
- The agreement must be approved by the Minister (for Environment) and the CEO of the Department of Environment Regulation.
- In order for the CEO to consider an application, it must be accompanied by a 'Certificate of contamination audit' signed off by an accredited contaminated site auditor and accompanied by a Mandatory Auditor's Report.
- Details of all remediation required must be known.
- The person, company etc. taking over responsibility must be able to demonstrate the financial capacity to undertake the works.

The following DER guideline provides additional information (refer section 12 and 13)

https://www.der.wa.gov.au/images/your-environment/contaminated-sites/Id_Reporting_and_classification_of_CS_DRAFT_150819.pdf

I remain of the view that the old engine hall should be demolished as it is in a poor state of repair and the extent of hydrocarbon contamination beneath the building is not quantified. We do not wish to have any ongoing liability or perceived liability resulting from past operational activities and do not believe transferring the contamination liability (if approved by the DER) to the Shire for a known contaminated site in the main street of Meekatharra is in the best interests of the Shire or the community.

I also write to offer an alternate approach as follows:

- Horizon Power progress with the demolition works as planned and remediation of soils expected to be contaminated beneath the former engine hall.
- The old generator is transferred to another location within Meekatharra (HP can fund this relocation), for the Shire to use in future museum or similar display.
- The portion of Lot 839 that currently houses the engine hall is sub-divided and the management order for this portion transferred to the Shire.
- HP retains the balance of the Lot 839 for the foreseeable future as a depot/laydown area.

Regards
Alastair



Alastair Trolove
Manager Capacity Management Support
T: [\(08\) 6310 1815](tel:0863101815) | 18 Brodie Hall Drive, Bentley WA 6102
M: [0447 883 803](tel:0447883803) | alastair.trolove@horizonpower.com.au
horizonpower.com.au | [Facebook](#) | [Twitter](#)



From: Alastair Trolove
Sent: Tuesday, 2 February 2016 10:41 AM
To: cdsm@meekashire.wa.gov.au
Subject: FW: Old Power Station in Meekatharra

Hi Geoff

Thanks for your time earlier this morning. As discussed I will be in Meekatharra on the 16/17 Feb to scope the demolition works for the old power station site.

The email below was sent to the Shire in late 2012, and I have forwarded for your info. I cannot find a copy of the letter which confirmed the Shire no longer sought to obtain the generator, however the generator remains in the old engine hall and we may be able to re-locate if the Shire is again interested in retaining for historical purposes. We can discuss further at our meeting.

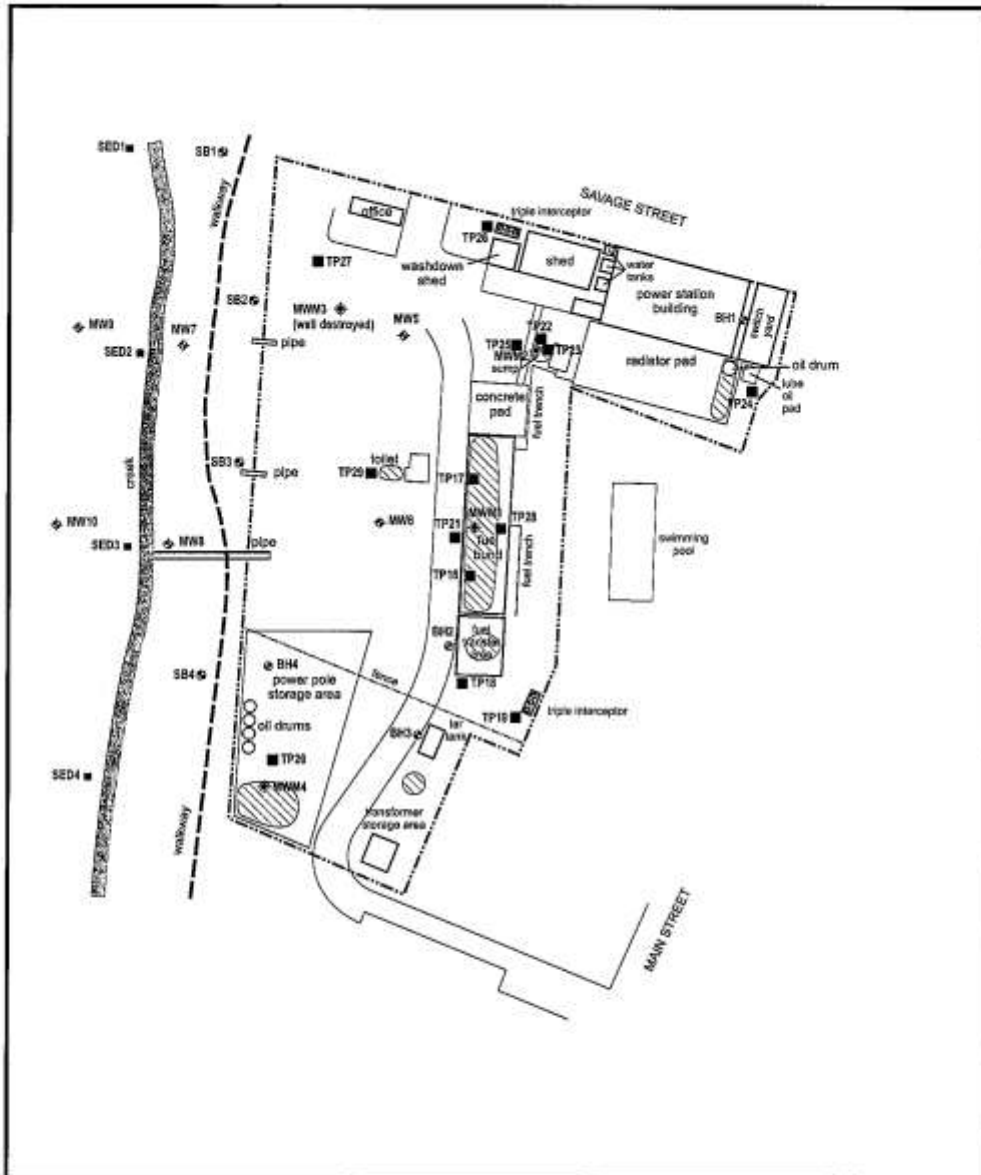
I will be with the demolition contractor who will be interested in understanding whether a demolition licence is required.

As outlined in my email below, once the demolition is complete, we can focus on soil monitoring and remediation requirements, which have been restricted due to onsite infrastructure. I have had a number of additional groundwater monitoring bores installed on the site in the last couple of years so we have a good understanding of groundwater and soil vapour impacts. The contaminated site consultant will be onsite in the early February to complete the next round of groundwater and soil vapour sampling.

Kind regards



Alastair Trolove
Manager Capacity Management Support
T: [\(08\) 6310 1815](tel:0863101815) | 18 Brodie Hall Drive, Bentley WA 6102
M: [0447 883 803](tel:0447883803) | alastair.trolove@horizonpower.com.au
horizonpower.com.au | [Facebook](#) | [Twitter](#)



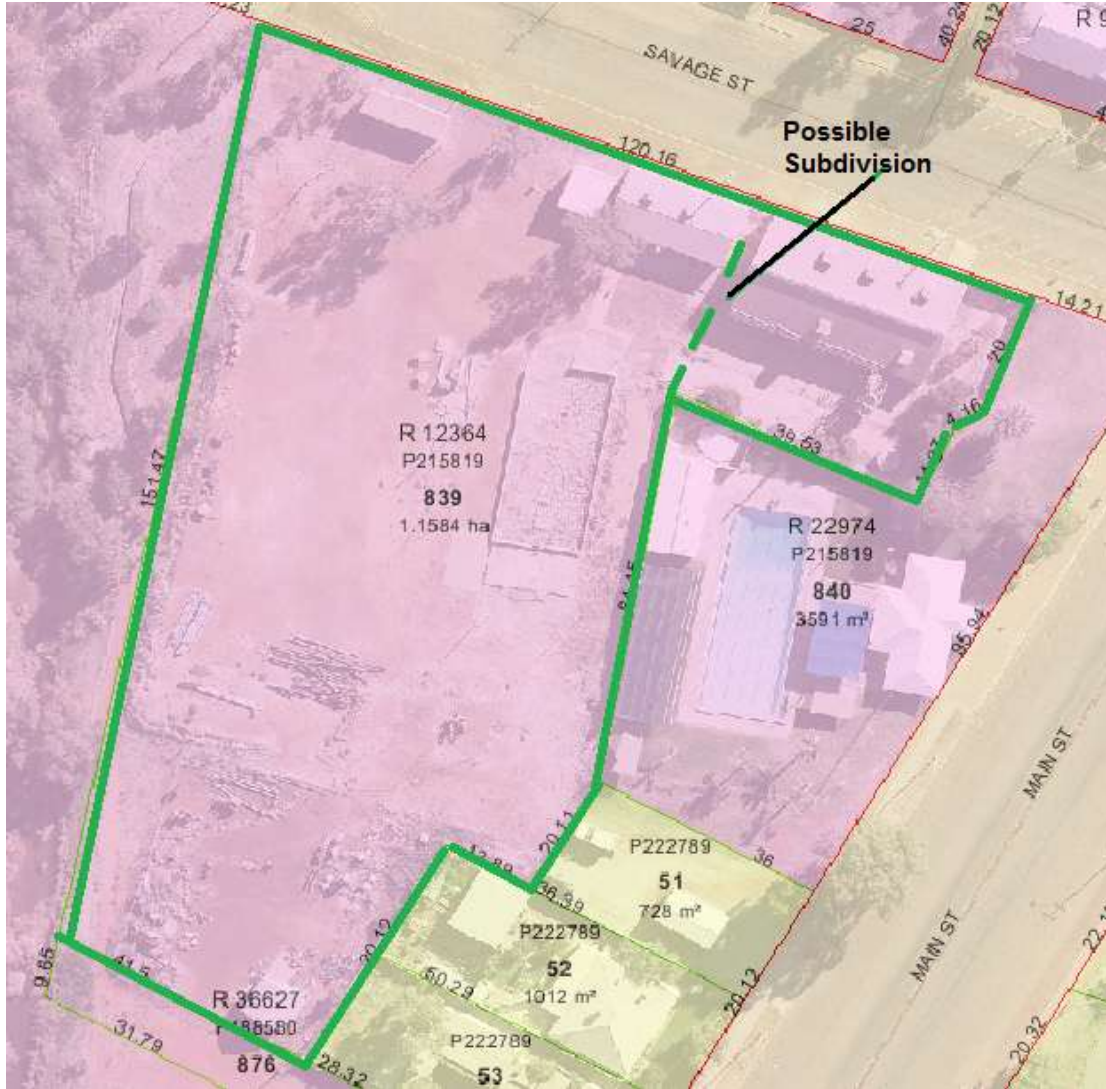
- Legend**
- TP1 Test Pit (DBI July 2006)
 - ⊕ MWM1 Monitoring Well (DBI July 2006)
 - ⊙ SB1 Soil Bore (Nov 2006)
 - ⊕ MW1 Monitoring Well (Nov 2008)
 - SED1 Sediment Sample (Nov 2008)
 - ⊙ BH1 Borehole (Nov 2003)

Client:	Horizon Power
Project:	HP - Meekatharra
Drawing No:	009200_01_F2
Date:	09/02/2006
Drawn by:	DD
Source:	-
Scale:	1:400 @ A4

Figure 2
Site Layout and Investigation Locations

Environmental Resources Management Australia Pty Ltd
8th Floor, 172 St Georges Terrace, Perth, WA 6000
Telephone +61 8 9221 5200





Coffey Environmental Australia**Report Executive summary**

“Coffey Environments Pty Ltd (Coffey) was commissioned by Horizon Power (the Client) to undertake an Additional Detailed Site Investigation (ADSI) associated with the former Meekatharra Power Station located at 839 Savage St, Meekatharra (the ‘site’). The site was reported to the Department of Environment Regulation (DER) as a potentially contaminated site in 2009 with the classification currently pending.

A number of soil and groundwater investigations have been completed at the site since 2006, with the most recent investigation being an ADSI undertaken in July 2014 (Coffey, 2015a). The investigations have identified petroleum hydrocarbon impacts (diesel fuel) in soil and groundwater predominantly associated with the northern portion of the site where a light non-aqueous phase liquid (LNAPL) plume has been identified. A dissolved-phase total recoverable hydrocarbon (TRH) plume has also been confirmed to extend beyond the LNAPL plume in the northern portion of the site, however, the extent of the dissolved-phase plume to the north and east required further assessment. Peak petroleum hydrocarbon impacts in soil have been historically identified in areas largely associated with groundwater impacts including shallow and deep (smear zone) soil beneath the Fuel Bund in the eastern portion of the site, the Sump, Lube Oil Pad, Radiator Pad and Switchyard in the northern portion of the site, as well as surface soil in various areas where localised surface soil staining was previously prominent.

Whilst extensive environmental investigations have been undertaken at the site, a number of residual data gaps were identified prior to the current investigation which required addressing to adequately update the site’s contamination status and associated risk profile. The uncertainties were in relation to lateral delineation of identified petroleum hydrocarbon impacts in groundwater, further characterisation of soil and groundwater conditions in areas where previous investigation was lacking or completely absent, as well as quantitative assessment of soil vapour conditions given the presence of LNAPL (vapour source) and on-site buildings (receptor) in the northern portion of the site. Therefore, the technical objective of this ADSI was to further characterise the contamination status of the site by addressing these data gaps and thus allowing a refinement of the site’s conceptual site model (CSM) and risk profile in the context of on-going commercial/industrial land use. This information will facilitate the ultimate objective of achieving an end-point classification for the site under the Contaminated Sites Act 2003 (CS Act) (restricted-use classification).

The current investigation identified peak middle-chain TRH concentrations in shallow soil beneath the Power Station Building in the north-eastern section of the site, as well as deep soil (within the vadose zone) beneath the Fuel Transfer Pad in the eastern section of the site, above management limits intended to minimise potential effects such as the formation of LNAPL or damage to in-ground services.

In each case, TRH impacts identified in soil during the current investigation were vertically delineated within the vadose zone. Similar to previous investigations, diffuse concentrations of heavy metals in soil primarily in the form of chromium, copper, nickel and zinc were detected during the current investigation, with isolated areas reporting some metals species in excess of ecological criteria. In general however, peak metal impacts in soil were identified both on- and off-site at depths greater than the typical maximum extent (~ 3 metres) of root and habitation zones of many species [National Environment Protection Council (NEPC, 2013a)].

Elevated concentrations of other chemicals of potential concern (COPCs) in soil related to power generation and power pole treatment were not identified during the current investigation in excess of adopted human health and ecological criteria.

Consistent with previous site investigations, gauging data collected in June 2015 indicates that groundwater beneath the site is inferred to flow towards the west with a relatively slow seepage velocity. New anecdotal information obtained during the current investigation also indicates the presence of a significant water leak in the pool system (in the order of 3,000 L per day). Such a leak could explain the localised groundwater mounding observed at MW27 to the north of the pool, and is likely to artificially drive groundwater away from the pool site. Furthermore, an assessment of seasonal fluctuations in groundwater elevations beneath the site supports previous conclusions presented in ERM (2014) in that groundwater beneath the site is unlikely to be in direct hydraulic connection with the neighbouring Meekatharra Creek.

Similar to the previous GME in July 2014, LNAPL was observed on top of groundwater beneath the Fuel Bund and Sump towards the northern section of the site. Furthermore, an absence of free product in a newly installed well (MW28) within the vicinity of the plume suggests that LNAPL may be present within two separate (and smaller) plumes, including one beneath the Fuel Bund and one further north near the Sump. Elevated dissolved-phase TRH concentrations were also identified in groundwater during the current investigation with peak results reported for middle-chain carbon fractions representative of diesel impacts above domestic non-potable health criteria. The lateral extent of the dissolved-phase TRH groundwater plume has generally been delineated to below investigation levels (ILs) in all directions except towards the south-eastern portion of the site near the Southern Triple Interceptor Trap where reported middle-chain TRH concentrations marginally exceeded the domestic non-potable IL. However, considering the extent of the current impact coupled with the lack of any identified source south of the Southern Triple Interceptor Trap it is considered that any additional impact to the south is limited in extent. Based on a review of primary (plume geometry) and secondary (geochemical indicators) lines of evidence, it is considered likely that natural attenuation is occurring in groundwater beneath the site.

Primary lines of evidence including temporal trends in the apparent thickness of LNAPL and dissolved-phase petroleum hydrocarbon concentrations support the hypothesis of a stable or contracting plume. In addition to this, secondary lines of evidence in the form of geochemical indicators (DO, Eh, nitrate, ferrous iron, sulfate and methane) indicate that petroleum hydrocarbons are being naturally attenuated through aerobic and anaerobic biodegradation.

The current investigation identified elevated copper, nickel and zinc concentrations in groundwater at a number of locations across the investigation area (both on and off-site) in excess of criteria protective of fresh water aquatic environments. Localised concentrations of nickel were also reported for wells positioned on the central-eastern boundary of the site in excess of ILs applicable to domestic non-potable groundwater use. Elevated benzene impacts in groundwater were detected in an off-site well immediately west of the Power Pole Treatment Area (southern area of the site) which also exceeded criteria protective of non-potable groundwater beneficial uses. All other investigated contaminants in groundwater such as polycyclic aromatic hydrocarbons (PAH), polychlorinated biphenyls (PCB), organochlorine pesticides (OCP), phenols and cresols were either not detected or minor in nature.



Petroleum hydrocarbon vapour concentrations were detected for samples collected from both shallow (1.5 mbgs) and sub-slab vapour points within on-site buildings in the northern portion of the site, with all results passing a Tier 1 screening against health screening levels (HSLs) for commercial / industrial settings. Whilst results for petroleum hydrocarbon vapours passed a Tier 1 screening for commercial industrial settings, results for trichloroethene (TCE), a type of volatile organic chlorinated compound (VOCC) were reported in excess of the interim health investigation level (HIL-D) vapour intrusion criteria for shallow soil vapour bores positioned beneath the southern portion of the Radiator Slab and near the Sump / LNAPL plume, as well as a sub-slab implant within the Main Shed. As stated in NEPC (2013b), the interim HILs for VOCCs are

conservative in nature and primarily indicate the need for additional site investigation as opposed to unacceptable risks from vapour intrusion. Soil vapour results reported during the current investigation indicate a 'moderate' risk associated with current / future site occupants of buildings being exposed to vapour intrusion hazards. This is due to the detection of TCE vapour concentrations above vapour intrusion criteria, as well as the potential for reported petroleum hydrocarbon vapours to increase should a more competent slab be established on-site in the future. Notwithstanding these results, such vapour risks from petroleum hydrocarbons could be readily managed via the implementation of a vapour venting system (or similar) in future onsite buildings. A 'moderate' risk score has also been assigned to the theoretical exposure pathway involving private groundwater abstraction of groundwater impacts in the form of localised benzene concentrations above domestic non-potable criteria. Whilst the presence of receptors (users of nearby groundwater abstraction bores) is considered unlikely, benzene impacts above domestic non-potable ILs have not been laterally delineated in a down-gradient / westerly direction. Finally, similar to conclusions drawn by Coffey (2015a), an updated qualitative risk assessment has identified a 'moderate' risk to groundwater resources beneath the site due to the known presence of groundwater impacts in the form of dissolved-phase TRH and LNAPL plumes. Despite this, ecological systems associated with groundwater beneath the site are likely to be limited in nature. Lastly, soil vapour results associated with TCE, specifically in SV06 and SV07, could suggest a larger issue associated with TCE in groundwater, sourced either on or off-site.

Recommendations

Based on the findings of the investigations, the following recommendations are made:

- 1. Based on the soil vapour results, another round of soil vapour monitoring should be considered to verify the results from this phase of works.*
- 2. A limited GME should be conducted, specifically sampling the lower portion of the groundwater wells screens on site, to better understand if TCE is a contaminate of concern and whether the source is on or off-site.*
- 3. Appropriate health and safety protocols should be implemented for personnel who may come into contact with hydrocarbon impacted soils and / or groundwater.*
- 4. Annual groundwater monitoring should be undertaken over the next 2 years to assess potential plume migration and provide further evidence for the site to be re-classified.*
- 5. These conclusions and recommendations are made within the limitations of the work which has been undertaken; a statement of these limitations is attached."*

Title/Subject:	BROADCAST SITE MEMORANDUM OF TERMS AND AGREEMENTS
Agenda/Minute Number:	9.4.6
Applicant:	Nil
File Ref:	Lease file
Disclosure of Interest:	Nil
Date of Report:	5 May 2016
Author:	Geoffrey Carberry Community and Development Services Manager
	 <i>Signature of Author</i>
Senior Officer:	Roy McClymont Chief Executive Officer
	 <i>Signature Senior Officer</i>

Summary/Matter for Consideration:

This item is for Council to approve the signing of the Memorandum of Terms for Sharing Broadcast Sites and associated agreements with Broadcast Australia.

Attachments

Site Licences (2)

Available on request (30 page document); Memorandum of terms for sharing Broadcast Australia Sites (Broadcasting Services)

Background:

The previous memorandum of terms and site agreements expired, 31 August 2013. An interim six extension was signed off by both parties pending the outcome a audit.

Comment:

The Memorandum of Terms details the site sharing arrangements and the Site Agreements allow the retransmission of the 6FMS (103.1) and Spirit FM (101.5) services.

Consultation:

Steven Wibisono – Broadcast Australia
Roy McClymont – Chief Executive Officer
Krys East – Deputy Chief Executive Officer

Statutory Environment:

Nil

Policy Implications:

Nil

Budget/Financial Implications:

Appropriate funding has been allocated in the 2015/2016 budget.

Strategic Implications:

Strategic Plan 2012-22. Key Result Area - Social – Building a sense of community

Voting Requirements:

Simple Majority

Officers Recommendation / Council Resolution:

Moved: Cr HJ Nichols

Seconded: Cr PW Curley

That Council:

- agrees to the conditions of the Memorandum of Terms and the Site agreements; and
- approves for the Chief Executive Officer to sign the Memorandum of Terms and the Site agreements on behalf of the Council.

CARRIED 5/0



BROADCASTAUSTRALIA
a bai communications company

BAI COMMUNICATIONS PTY LIMITED

(formerly Broadcast Australia Pty Limited) trading as
Broadcast Australia

AND

SHIRE OF MEEKATHARRA

SITE LICENCE
(Broadcasting Services)

Site Name: Meekatharra

Site Number: 6048

SITE LICENCE
(Broadcasting Services)

AGREEMENT dated of 2016

BETWEEN: BAI COMMUNICATIONS PTY LIMITED ('BAI')
ACN 086 048 562

AND: SHIRE OF MEEKATHARRA
ACN 12 467 571 602

In this Site Licence, **Memorandum** means the deed called *Memorandum Of Terms For Sharing **BAI Communications Sites*** agreed between **BAI Communications Pty Ltd** and **Shire of Meekatharra** dated

1. Terms used in this Site Licence are as defined in the Memorandum.
2. This Site Licence incorporates the terms of the Memorandum.
3. **BAI** licenses **Shire of Meekatharra** to operate the Broadcasting Service described in items 2 and 3 from the Site and to install, operate and maintain its equipment on the Site on the terms specified in the Memorandum.
4. Particulars of the Site Licence and special conditions relating to this Site Licence are in the Particulars of Site Licence set out on the following pages.

EXECUTED for and behalf of **BAI COMMUNICATIONS PTY LIMITED** by)
its authorised representatives:)
)
)
)

Signature of Director / Company Secretary / Authorised Representative
(delete as applicable)

Signature of Director / Company Secretary / Authorised Representative
(Please delete as applicable)

Name of Director / Company Secretary / Authorised Representative (print)

Name of Director / Company Secretary / Authorised Representative (print)

EXECUTED for and on behalf of)
SHIRE OF MEEKATHARRA by its)
authorised representative(s) in the)
presence)
of)

Signature of Authorised Representative / Witness
(Please delete as applicable)

Signature of Authorised Representative
(Please delete as applicable)

Name of Authorised Representative / Witness (print)

Name of Authorised Representative (print)

PARTICULARS OF SITE LICENCE

ITEM	SUBJECT	PARTICULARS	CLAUSE REF
SITE DETAILS			
1.	Site name/BAI code BAI's Tenure	Meekatharra / 6048 <input checked="" type="checkbox"/> BAI Owned <input type="checkbox"/> Leased/Licensed	1.1 11.1
BROADCASTING SERVICE DETAILS			
2.	Service	Red FM	1.1, 5.13
3.	CH & Frequency Band	103.1 MHz	1.1, 5.13
FACILITIES			
4.	Access route	Lots 225, 226 Corner Oliver St & Roberts St	5.7
5.	Access restrictions	Not applicable	5.7
6.	Antenna System/Tower	BAI will provide Shire of Meekatharra access to the BAI tower for the following: <ul style="list-style-type: none"> •Provide and install – Scalar B46 folded dipole antenna on the BAI tower •Provide and install – feeder •Provide access to BAI's satellite dish 	5.2
7.	Equipment Shelter	<input checked="" type="checkbox"/> Ours <input type="checkbox"/> Yours Details: BAI will provide Shire of Meekatharra access to the BAI tower and building.	5.3
8.	Your equipment	See attached Equipment Schedule.	
9.	Access Type	Access <input checked="" type="checkbox"/> Full <input type="checkbox"/> Basic Power <input checked="" type="checkbox"/> Pass Through <input type="checkbox"/> Included	5.9, 5.10
10.	Authorised customer connections	None	5.12
LICENCE TERMS			
11.	Start date	01 July 2013	2.1, 3.1
12.	Term	10 years	2.1
13.	Expiry date	30 June 2023	2.1, 2.2, 3.1, 3.8
14.	Holding over	Annual	2.2
15.	Licence fee (Excluding GST)	\$2,000.00 per annum <i>[payable annually]</i>	3.1, 3.3, 3.10
16.	CPI licence fee review	<input checked="" type="checkbox"/> Yes <input type="checkbox"/> No	3.3
17.	Fixed annual licence fee review	Rate: N/A (indexed 1 July every year)	3.4

MISCELLANEOUS			
18.	Your access rights	<input checked="" type="checkbox"/> Level 1 <input type="checkbox"/> Level 2 <input type="checkbox"/> Level 3	6.1
19.	Start up charges and other expenses (Excluding GST)	N/A	4.2
20.	BAI Communications to prepare "as-built" drawings	<input type="checkbox"/> Yes <input checked="" type="checkbox"/> No - Once installation is complete, customer provides updated drawings & photos within 30 days	4.2 7.3
21.	Minimum public liability cover	\$10M	15.4
22.	Notice	BAI Communications: Commercial Broadcast Level 10, Tower A 799 Pacific Highway Chatswood, NSW, 2065 Ph: (02) 8113 4666 Fax: (02) 8113 4646 Quote BAI Site ID: 6048	3.1, 16.2
		Shire of Meekatharra Main Street Meekatharra WA 6642 Ph: (08) 9981 1022 Fax: (08) 9981 1505 Quote Customer Site ID: 6048	16.2
SPECIAL CONDITIONS			
23.			

EQUIPMENT SCHEDULE

BA Site Name	Meekatharra	BA Site Number	6048	Customer Site ID	6048
---------------------	-------------	-----------------------	------	-------------------------	------

Tower space											
Date of Installation	Antenna Make	Antenna Model	System (eg Two Way, 3G)	Destination	Height (M)	Face/Le g	Wind Load (Kn)	Bearing	Polarisation	Feeder Size & Quantity	Length (M)

Equipment								
Date of Installation	Type (eg Tx's, Rx's, Batteries)	Make/Model	Area (Sq/m)	Width (mm)	Depth (mm)	Frequency	Transmit Power	Power Consumption
	Scalar Feeder	B46						
	FM transmitter and satellite decoder							
	Circuit Breaker							

Air Conditioner	Dehydrator	Mains Power	Standby Power (EPP)	Other

Any other equipment: i.e. Equipment Shelter, Satellite Dish. Include Dimensions.	
Date of Installation	



BROADCAST AUSTRALIA
a bai communications company

BAI COMMUNICATIONS PTY LIMITED

(formerly Broadcast Australia Pty Limited) trading as
Broadcast Australia

AND

SHIRE OF MEEKATHARRA

SITE LICENCE
(Broadcasting Services)

Site Name: Meekatharra

Site Number: 6048

SITE LICENCE
(Broadcasting Services)

AGREEMENT dated of 2016

BETWEEN: BAI COMMUNICATIONS PTY LIMITED ('BAI')
ACN 086 048 562

AND: SHIRE OF MEEKATHARRA
ACN 12 467 571 602

In this Site Licence, **Memorandum** means the deed called *Memorandum Of Terms For Sharing **BAI Communications Sites*** agreed between **BAI Communications Pty Ltd** and **Shire of Meekatharra** dated

1. Terms used in this Site Licence are as defined in the Memorandum.
2. This Site Licence incorporates the terms of the Memorandum.
3. **BAI** licenses **Shire of Meekatharra** to operate the Broadcasting Service described in items 2 and 3 from the Site and to install, operate and maintain its equipment on the Site on the terms specified in the Memorandum.
4. Particulars of the Site Licence and special conditions relating to this Site Licence are in the Particulars of Site Licence set out on the following pages.

EXECUTED for and behalf of **BAI COMMUNICATIONS PTY LIMITED** by)
its authorised representatives:)
)
)

Signature of Director / Company Secretary / Authorised Representative (delete as applicable)

Signature of Director / Company Secretary / Authorised Representative (Please delete as applicable)

Name of Director / Company Secretary / Authorised Representative (print)

Name of Director / Company Secretary / Authorised Representative (print)

EXECUTED for and on behalf of)
SHIRE OF MEEKATHARRA by its)
authorised representative(s) in the)
presence)
of)

Signature of Authorised Representative / Witness (Please delete as applicable)

Signature of Authorised Representative (Please delete as applicable)

Name of Authorised Representative / Witness (print)

Name of Authorised Representative (print)

PARTICULARS OF SITE LICENCE

ITEM	SUBJECT	PARTICULARS	CLAUSE REF
SITE DETAILS			
1.	Site name/BAI code BAI's Tenure	Meekatharra / 6048 <input checked="" type="checkbox"/> BAI Owned <input type="checkbox"/> Leased/Licensed	1.1 11.1
BROADCASTING SERVICE DETAILS			
2.	Service	Red FM	1.1, 5.13
3.	CH & Frequency Band	103.1 MHz	1.1, 5.13
FACILITIES			
4.	Access route	Lots 225, 226 Corner Oliver St & Roberts St	5.7
5.	Access restrictions	Not applicable	5.7
6.	Antenna System/Tower	BAI will provide Shire of Meekatharra access to the BAI tower for the following: <ul style="list-style-type: none"> • Provide and install – Scalar B46 folded dipole antenna on the BAI tower • Provide and install – feeder • Provide access to BAI's satellite dish 	5.2
7.	Equipment Shelter	<input checked="" type="checkbox"/> Ours <input type="checkbox"/> Yours Details: BAI will provide Shire of Meekatharra access to the BAI tower and building.	5.3
8.	Your equipment	See attached Equipment Schedule.	
9.	Access Type	Access <input checked="" type="checkbox"/> Full <input type="checkbox"/> Basic Power <input checked="" type="checkbox"/> Pass Through <input type="checkbox"/> Included	5.9, 5.10
10.	Authorised customer connections	None	5.12
LICENCE TERMS			
11.	Start date	01 July 2013	2.1, 3.1
12.	Term	10 years	2.1
13.	Expiry date	30 June 2023	2.1, 2.2, 3.1, 3.8
14.	Holding over	Annual	2.2
15.	Licence fee (Excluding GST)	\$2,000.00 per annum <i>[payable annually]</i>	3.1, 3.3, 3.10
16.	CPI licence fee review	<input checked="" type="checkbox"/> Yes <input type="checkbox"/> No	3.3
17.	Fixed annual licence fee review	Rate: N/A (indexed 1 July every year)	3.4

MISCELLANEOUS			
18.	Your access rights	<input checked="" type="checkbox"/> Level 1 <input type="checkbox"/> Level 2 <input type="checkbox"/> Level 3	6.1
19.	Start up charges and other expenses (Excluding GST)	N/A	4.2
20.	BAI Communications to prepare "as-built" drawings	<input type="checkbox"/> Yes <input checked="" type="checkbox"/> No - Once installation is complete, customer provides updated drawings & photos within 30 days	4.2 7.3
21.	Minimum public liability cover	\$10M	15.4
22.	Notice	BAI Communications: Commercial Broadcast Level 10, Tower A 799 Pacific Highway Chatswood, NSW, 2065 Ph: (02) 8113 4666 Fax: (02) 8113 4646 Quote BAI Site ID: 6048	3.1, 16.2
		Shire of Meekatharra Main Street Meekatharra WA 6642 Ph: (08) 9981 1022 Fax: (08) 9981 1505 Quote Customer Site ID: 6048	16.2
SPECIAL CONDITIONS			
23.			

EQUIPMENT SCHEDULE

BA Site Name	Meekatharra	BA Site Number	6048	Customer Site ID	6048
---------------------	-------------	-----------------------	------	-------------------------	------

Tower space											
Date of Installation	Antenna Make	Antenna Model	System (eg Two Way, 3G)	Destination	Height (M)	Face/Le g	Wind Load (Kn)	Bearing	Polarisation	Feeder Size & Quantity	Length (M)

Equipment									
Date of Installation	Type (eg Tx's, Rx's, Batteries)	Make/Model	Area (Sq/m)	Width (mm)	Depth (mm)	Frequency	Transmit Power	Power Consumption	
	Scalar	B46							
	Feeder								
	FM transmitter and satellite decoder								
	Circuit Breaker								


Air Conditioner	Dehydrator	Mains Power	Standby Power (EPP)	Other


Any other equipment: i.e. Equipment Shelter, Satellite Dish. Include Dimensions.	
Date of Installation	

9.5 HEALTH BUILDING AND TOWN PLANNING

9.6 WORKS AND SERVICES

Title/Subject:	REPLACEMENT 400,000 LITRE WATER TANK
Agenda/Minute Number:	9.6.1
Applicant:	Nil
File Ref:	Nil
Disclosure of Interest:	Nil
Date of Report:	10 May 2016
Author:	John Dyer Works and Services Manager
Senior Officer:	Roy McClymont Chief Executive Officer


Signature of Author


Signature Senior Officer

Summary:

Council to consider whether or not to replace the 400,000 litre steel water tank south of town.

Attachments:

Nil

Background:

The failed 400 000 litre tank was a second hand tank installed in 2005 by contractors. The tank was erected on a concrete ring beam with a sand base. The tank has exploded with the debris removed. If it is decided to replace the tank a similar diameter tank would make use of the existing ring beam and sand base. Estimated cost of new tank \$31,000

Comment:

Uses:

- Main Purpose to top up town creek 300,000 litres per week
- Backup system for oval tanks. Used average once per month in summer
- Paddy's Flat water supply. Average use 400,000 litres per month gravity feed to 2 X 25 000 litre tanks.

Costs:

- Town power \$400 per month – Veterans 28% of cost.
- Parks and Gardens Contract - 2 days per month.
Potential Replacement – Supply and install 5.5kw down hole pump after 5 years at a cost of \$10,000.

Technical Information:

- The 400 000 litre tank takes 36 hours to fill
- Water is pumped from roadhouse bore by a 5.5kw down hole pump from a depth of 100 metres

- The tank has a total annual throughput of 21,800,000 litres
- Water from the 400 000 litre tank is gravity fed to:
 - The town creek through 2” Poly
 - The oval tanks through 90 mm Poly
 - The Paddy’s flat tanks through 2” Poly

An insurance claim has been lodged and a decision is required for replacement or not to replace.

Consultation:

Brian Trenfield - Parks and Gardens Contractor
Krys East - Deputy Chief Executive Officer

Statutory Environment:

Nil

Policy Implications:

Nil

Financial Implications:

Insurance claim should cover replacement

Strategic Implications:

Nil

Voting Requirements:



Simple Majority

Officers Recommendation / Council Resolution:

Moved: Cr PW Curley
Seconded: Cr DK Hodder

That Council request staff advise the insurer that Council intend to replace the failed 400,000 litre tank that was located south of town near Grant’s Pit with a similar diameter tank that may be 400,000 litres.

CARRIED 5/0

Title/Subject:	PURCHASE SECOND HAND SERVICE TRUCK	
Agenda/Minute Number:	9.6.2	
Applicant:	Nil	
File Ref:		
Disclosure of Interest:	Nil	
Date of Report:	13 May 2016	
Author:	John Dyer Works and Services Manager	
		<i>Signature of Author</i>
Senior Officer:	Roy McClymont Chief Executive Officer	
		<i>Signature Senior Officer</i>

Summary/Matter for Consideration:

To consider the purchase of second hand service truck

Attachments:

Nil

Background:

The shire traded P405 service truck and purchased a new 3 tonne hino flat top truck at a net cost to council of \$20750. The new hino was to be set up as the replacement service truck at a further cost of an estimated \$15000. However a purpose built, fully equipped, 4WD service truck is available from a local contractor for \$15000, with some minor repairs required at an estimated cost of \$5000.

The Works Group has discussed this matter and recommends the purchase of the second hand 4WD service truck.

Comment:

The hino 3 tonne flat top truck has low sides and a low tray and would be ideal around town and for small bitumen work. It could possible replace the two town maintenance utes. The landcruiser ute that is currently being used as a service ute could then become the mechanics ute.

Consultation:

Works Group
Cr Trenfield, Chairman Works Group
Adrian Baumgarten – Leading Hand (operational)
Krys East (Finance)

Statutory Environment:

Nil

Policy Implications:

Nil

Budget/Financial Implications:

The original net budget to replace P109 the crew can service truck was \$115,000

The purchase of the new Hino 3 tonner plus the second hand 4WD service truck will have a net estimated cost to Council of \$41,000.

Strategic Implications:

Nil

Voting Requirements:

Absolute Majority

Works Group Recommendation / Council Resolution:



Moved: Cr PW Curley

Seconded: Cr AJ Binsiar

That Council authorises the purchase of a second hand, purpose built, 4WD service truck in this 2015/2016 year.

Further that the new Hino 3 tonne truck be kept for use by the Town Maintenance crew with a view to possibly disposing of the two town maintenance utes.

**CARRIED 5/0
BY AN ABSOLUTE MAJORITY**

Title/Subject:	SALE OF P108 12H GRADER	
Agenda/Minute Number:	9.6.3	
Applicant:	Nil	
File Ref:	P108	
Disclosure of Interest:	Nil	
Date of Report:	13 May 2016	
Author:	John Dyer Works and Services Manager	
		<i>Signature of Author</i>
Senior Officer:	Roy McClymont Chief Executive Officer	
		<i>Signature Senior Officer</i>

Summary/Matter for Consideration:

To consider the sale of the 12H grader P108 also review and clarify road maintenance structure on the organisational chart.

Attachments:

Letter from G. Pike of Westrac Geraldton

Background:

P108 has been used by the Shire as a maintenance grader up until recent times. P108 has very low oil pressure and is not safe to use without mechanical intervention. Westrac mechanics have made an attempt to diagnose the problem but have been unable to give a definitive answer as to the problem with this machine.

During the past couple of years flood damage repair work has reduced the maintenance grading that would normally be carried out by the Shire. Also for the balance of maintenance grading requirements the shire has used Northampton Grader Hire; we have found this contractor to be very effective. The shires potential No2 maintenance grader, P358 12H Grader, is now used with construction crew to maintain haul roads during construction. Fortunately with the way our maintenance grading operation has evolved P108 has not been needed and has been parked up in the depot for a couple of months. We have been reluctant to undertake serious, potentially costly repairs prior to considering all available options.

Comment:

If P108 requires an engine replacement, recent history suggests a cost of \$50000 - \$60000, This figure coupled with a potential sale price values P108 at between \$120,000 - \$130,000. In the past 12 months the Shire has sold the Cat 12m grader and the Volvo grader and has purchased a second hand cat 140 grader. We have found the 140 to be more productive than the 12H graders. We note that all of our contractors including Northampton grader hire are using 140H or equivalent machines.

The Organisational Structure adopted as part of the review of the Workforce Plan in April 2015 provides for; "Road Maintenance (Mixture of staff, contractors and suppliers).

The sale of P108 will limit Council's capacity to undertake its Road Maintenance function "in house" using our own staff. Whilst this does not currently appear to pose a problem, there is

always a possibility that things could change in the future. We are fortunate to have three skilled grader operators on our staff (so currently we have the capacity, in terms of human resources, to undertake in house road maintenance).

Consultation:

Trenfield Motors

Adrian Baumgarten – (Shire leading hand, Operates shire cat 140H)

Greg Pike –Westrac Manager

Statutory Environment:

Nil

Policy Implications:

Nil

Budget/Financial Implications:

Unbudgeted potential income of \$70,000 if 12H Grader sold.

Strategic Implications:

Nil

Voting Requirements:

Absolute Majority

Officers Recommendation:

That council approves the sale of 12H grader P108 to Westrac for the sum of \$70,000 ex GST.

Council Resolution:

Moved: Cr HJ Nichols

Seconded: Cr PW Curley

That Council does not approve the sale of the 12H grader (P108) and that the Shire Mechanic make initial investigations as to the faults with the machine.

**CARRIED 5/0
BY AN ABSOLUTE MAJORITY**

Reason for Council Resolution Differing from Officers Recommendation:

Council believes that the current market is not a sellers market and that repairs to bring the grader up to a good standard should first be clearly identified.

John Dyer

From: Greg Pike <Greg.Pike@westrac.com.au>
Sent: Saturday, 12 March 2016 6:37 AM
To: John Dyer
Subject: 12H Grader

Good Morning John

As per our phone conversation yesterday, WesTrac would like to make an offer to purchase your 12H grader, serial # CBK00856

Offer amount is \$70,000+GST

This includes shire to agree to the following

- Transport machine to Perth
- Have machine fitted with same size drive tyres in good condition (60% or more life left)
- All tyres to be able to hold air (no flatties)

If Shire would like to take this offer, it is subject to approvals from WesTrac upper management being passed.



Regards

Greg Pike | WesTrac Pty Ltd | Territory Manager, Geraldton | Sales & Product Support
T: (08) 99236200 | M: 0427 190 007 | I: www.westrac.com.au



THE FIRST CHOICE IN EQUIPMENT SOLUTIONS

ACN 009 342 572 | Our applicable terms and conditions can be found at: [WesTrac Terms & Conditions](#)

Title/Subject:	SECOND HAND PLANT QUAD SPREADER FLOAT AND DOLLY
Agenda/Minute Number:	9.6.4
Applicant:	Nil
File Ref:	
Disclosure of Interest:	Nil
Date of Report:	13 May 2016
Author:	John Dyer Works and Services Manager
	 <i>Signature of Author</i>
Senior Officer:	Roy McClymont Chief Executive Officer
	 <i>Signature Senior Officer</i>

Summary/Matter for Consideration:

Council to consider authorising the purchases of second-hand plant, a quad spreader float and dolly.

Attachments:

Pictures as attached

Background:

Shire has a need for quad/dolly float in order to transport shires heavy plant items.

Comment:

The quad/dolly as per photo attached is heavy duty and has 2555-70 22.5 tyres, which are suitable for our off highway work. New drake quad/dolly is approximately \$280,000 + GST. The unit as per photo is \$100,000 + GST

Purchasing Secondhand

The tender regulations provide that tenders are to be publicly invited if the consideration (cost) is, or is expected to be, more or worth more, that \$150,000 unless subregulation (2) states otherwise.

It is also very clear that the second hand machinery market is not conducive for purchases by tender. Second hand markets generally require that purchasers are opportunistic and able to act quickly to secure a good machine when it comes on the market. The local government tender process will make purchase of suitable second hand low loader with dolly very difficult, costly and time consuming (if not impossible).

The Local Government (Functions and General) Regulations 1996 – regulation 11 (2) (f) states: “11 (2) Tenders do not have to be publicly invited according to the requirements of the Division if

–
(f) the local government has good reason to believe that, because of the unique nature of the goods or services required or for any other reason, it is unlikely that there is more than one potential supplier;”

A very limited number of suitable trailers are also available on the second hand market. The Shire requires heavy duty off road trailers. The majority on the second hand market are for long-haul work, lighter with bigger payload.

Consultation:

Roy McClymont – Chief Executive Officer
 Trenfield Motors
 Charles Hull Contracting Co Pty Ltd
 Wayne Linke NGE

Statutory Environment:

Nil

Policy Implications:

Purchasing Policy

Budget/Financial Implications:

Original Budget;

Prime Mover (Trade P109)	\$250,000	Trade income \$15,000
Replace 9 tonne Dual Cab (Trade P405)	\$150,000	Trade income \$35,000
New Grader (Trade P349)	\$400,000	Trade income \$35,000

Net Cost of above transactions: \$715,000

Actual Costs;

Purchase 2 x Mack Prime Movers, 2 x side tippers and dolly	\$230,000	Trade \$36,000
Purchase 3 Tonne Hino	\$55,300	Trade \$33,600
Purchase SH Cat 140H Grader	\$196,000	Trade \$48,000

Net Cost of above transaction: \$363,700

Therefore there have been ample savings in the 2015/16 Plant Purchase budget to cover this proposal.

In the 2015/16 budget there is no allowance for the purchase of a second-hand quad spreader low loader and load share dolly.

Strategic Implications:

Nil

Voting Requirements:

Absolute Majority

Officers Recommendation / Council Resolution:

Moved: Cr PW Curley

Seconded: Cr AJ Binsiar

That Council authorise:

- staff to negotiate the purchase of a quad dolly spreader low loader and load share dolly at a cost of approx. \$100,000
- a 2015/16 budget amendment to GL 5264 Trailers of \$100,000.

**CARRIED 5/0
 BY AN ABSOLUTE MAJORITY**













Deputy Chief Executive Officer, Krys East declared a financial interest in item 9.7.1 - CEO annual leave and appointment of Acting CEO.

Krys East left the meeting at 11:10am.

9.7 CONFIDENTIAL ITEMS



Moved: Cr HJ Nichols
Seconded: Cr PW Curley

That the meeting be closed to members of the public to allow Council to discuss items 9.7.1 and 9.7.2 which concerns a matter of confidential nature.

CARRIED 5/0

CONFIDENTIAL ITEM

Contains information pertaining S 5.23 (2) (a) a matter affecting an employee



Title/Subject:	CEO ANNUAL LEAVE AND APPOINTMENT OF ACTING CEO	
Agenda/Minute Number:	9.7.1	
Applicant:	CEO	
File Ref:	Personnel File	
Disclosure of Interest:	DCEO Krys East – Financial Interest	
Date of Report:	10 May 2016	
Author:	Roy McClymont Chief Executive Officer	 <i>Signature of Author</i>
Senior Officer:	Roy McClymont Chief Executive Officer	 <i>Signature Senior Officer</i>

Summary/Matter for Consideration:

The CEO seeks Council’s approval for leave and the appointment of an Acting CEO during his absence.

CONFIDENTIAL

Contains information concerning a contract that may be entered into, by the local government and which relates to a matter to be discussed at the meeting.

Title/Subject:	GOLDFIELDS HIGHWAY WILUNA TO MEEKATHARRA SECTION	
Agenda/Minute Number:	9.7.2	
Applicant:	Nil	
File Ref:	ADM 285	
Disclosure of Interest:	Nil	
Date of Report:	12 May 2016	
Author:	Roy McClymont Chief Executive Officer	 <i>Signature of Author</i>
Senior Officer:	Roy McClymont Chief Executive Officer	 <i>Signature Senior Officer</i>

Summary/Matter for Consideration:

Council may consider further information concerning its potential involvement in the upgrading of the Goldfields Highway.

Moved: Cr HJ Nichols

Seconded: Cr AJ Binsiar

That the meeting be opened to the public.

10 NEW BUSINESS OF AN URGENT NATURE – INTRODUCED BY RESOLUTION OF THE MEETING

Nil

11 ELECTED MEMBERS MOTIONS OF WHICH PREVIOUS NOTICE HAS BEEN GIVEN

Nil

12 CLOSURE OF MEETING

The Shire President, Cr NL Trenfield, declared the meeting closed at 11:15am.